

KONICA MINOLTA

PARTS GUIDE MANUAL

DECEMBER 2015

ineo+ 227
A79812A

INFORMATION FOR PARTS GUIDE MANUAL

To find correct Parts No., refer to the “HOW TO MAKE THE BEST USE OF THIS MANUAL” in the following page.

HOW TO MAKE THE BEST USE OF THIS MANUAL

- 1 When you order, please check the proper figures beforehand that are on Our Parts Guide Manual, and order with the appropriate figures.
- 2 For screws, Nuts, Washers, retaining rings and Pins which are used in this model, one letter is shown on the Standard parts column of Parts list and exploded diagrams.
- 3 In order to maintain safety of the product, some specific parts composed of this product are set up as "essential safety parts".
- 4 The assigned parts number for the "essential safety parts" is indicated as "SP00-****".
When replacing these parts, follow precautions for disassembling and installing which are listed in the Service Manual.
Do not use any parts that are not set up as
- 5 ♣ means that there are exclusive parts for each destination.
Please check the appropriate destination when you order.
- 6 Revision Mark
Marked as ▲ on the illustration shows that the revision has been made.
- 7 All rights reserved. (any reprints or quotations are prohibited.)
Use of this parts guide manual should be strictly supervised to avoid disclosure of confidential information.

パーツガイドマニュアルのご案内

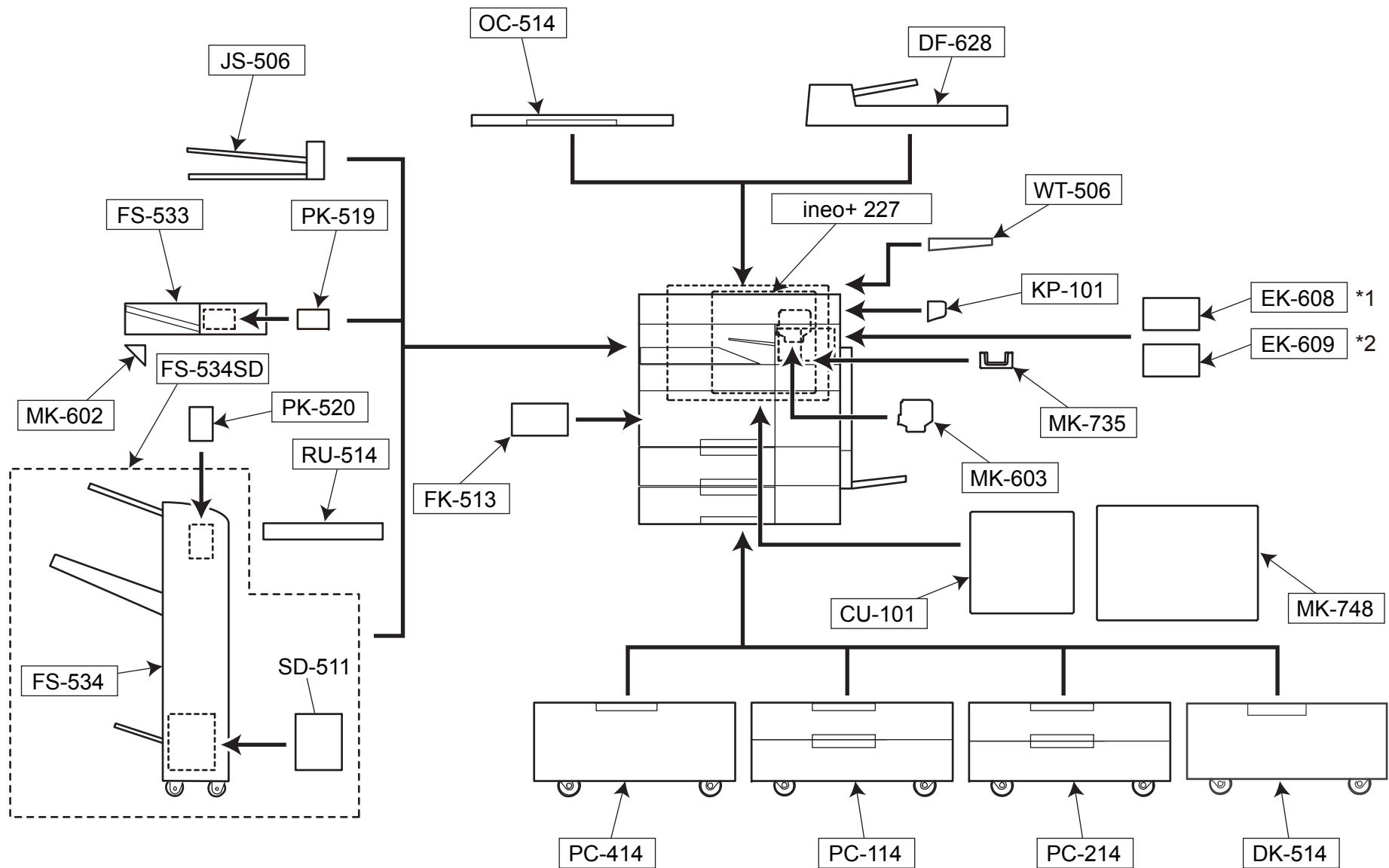
サービス部品をご発注の際には、下記に示す“ パーツガイドマニュアルの活用にあたって ”をご参照の上、正しい部品番号にてお願い致します。

パーツガイドマニュアルの活用にあたって

- 1 部品発注の際には、掲載されている部品番号の桁数を確認し、掲載されている桁数で発注願います。
- 2 この製品に使用されているネジ、ナット、ワッシャー、止め輪、ピンなどは、リストの右側の Standard parts 欄に a,b,c,…… で表示し、イラストにも a,b,c,…… 表示してあります。
- 3 製品の安全性を維持する為に、製品に使用される特定の部品を「重要保安部品」として設定しています。
- 4 重要保安部品の部品番号は、“SP00-****” と記載されていますので、部品交換時は、サービスマニュアル記載の分解・組み立ての注意事項に従って作業をして下さい。
また、指定以外の部品は一切使用しないで下さい。
- 5 本文に ♣ が表示されている部品は、仕向け地毎に専用部品がある事を意味しています。
オーダーされる時は、仕向け地を確認して下さい。
- 6 改訂記号について
イラスト上に ▲ 印が表示されている部分は、改訂された事を表します。
- 7 著作権所有（無断転載及び無断引用の禁止）
本パーツガイドマニュアルについては、機密保持等その扱いには十分注意して下さい。万一取り扱いを誤った場合には、法律で処罰されることがあります。

System Configuration

*1: Non Bluetooth Type
*2: Bluetooth Type

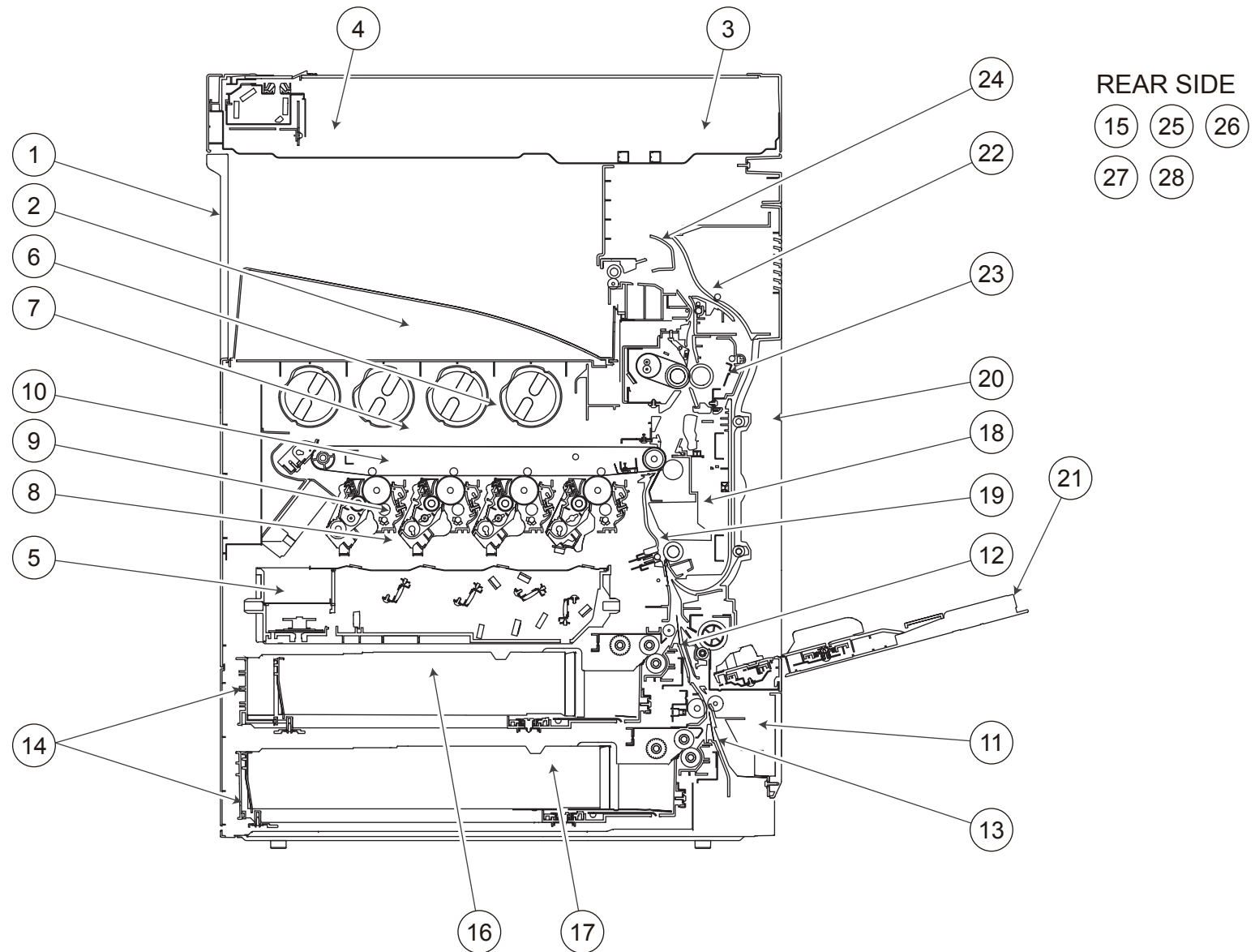


GENERAL CONTENTS

| No. | Description | Model |
|-----|-------------------|-----------|
| 1 | Digital MFP Color | ineo+ 227 |
| 2 | Original Cover | OC-514 |
| 3 | Document Feeder | DF-628 |
| 4 | Working Table | WT-506 |
| 5 | Other Option | KP-101 |
| 6 | Local IF Kit | EK-608 |
| 7 | Mount Kit | MK-735 |
| 8 | Desk | DK-514 |
| 9 | Paper Feeder | PC-214 |
| 10 | Paper Feeder | PC-114 |
| 11 | Paper Feeder | PC-414 |
| 12 | Finisher/Sorter | FS-534 |
| 13 | Mount Kit | MK-602 |
| 14 | Finisher/Sorter | FS-534SD |
| 15 | Punch Unit | PK-520 |
| 16 | Relay Unit | RU-514 |
| 17 | Punch Unit | PK-519 |
| 18 | Finisher/Sorter | FS-533 |
| 19 | Job Separator | JS-506 |
| 20 | Mount Kit | MK-603 |
| 21 | Local IF Kit | EK-609 |
| 22 | Fax Kit | FK-513 |

| No. | Description | Model |
|-----|--------------|--------|
| 23 | Other Option | CU-101 |
| 24 | Mount Kit | MK-748 |

Section Configuration



CONTENTS

| No. | DESCRIPTION | 名称 | PAGE No. |
|-----|----------------------------------|-------------|------------|
| 1 | EXTERNAL PARTS | 外装部 | P1 P2 |
| 2 | INNER COVER SECTION | 2 次カバー部 | P3 |
| 3 | OPERATION PANEL SECTION | オペレーションパネル部 | P4 |
| 4 | SCANNER SECTION | スキャナー部 | P5 P6 P7 |
| 5 | PH UNIT/HIGH VOLTAGE SECTION | P H / 高圧電源部 | P8 |
| 6 | TONER SUPPLY SECTION | トナー補給部 | P9 P10 P11 |
| 7 | WASTE TONER BOX SECTION | 廃トナーボックス部 | P12 |
| 8 | DV LOCK LEVER SECTION | D V ロックレバー部 | P13 |
| 9 | ERASE LAMP SECTION | イレーザーランプ部 | P14 |
| 10 | IMAGE TRANSFER BELT SECTION | 中間転写部 | P15 |
| 11 | PAPER FEED SECTION | 給紙部 | P16 |
| 12 | 1ST PAPER FEED SECTION | 1 段目給紙部 | P17 P18 |
| 13 | 2ND PAPER FEED SECTION | 2 段目給紙部 | P19 P20 |
| 14 | CASSETTE RAIL SECTION | カセットレール部 | P21 |
| 15 | PAPER SIZE DETECTION SECTION | カセットサイズ検出部 | P22 |
| 16 | 1ST CASSETTE SECTION | 1 段目カセット部 | P23 P24 |
| 17 | 2ND CASSETTE SECTION | 2 段目カセット部 | P25 P26 |
| 18 | VERTICAL CONVEYANCE SECTION | 縦搬送部 | P27 P28 |
| 19 | CONVEYANCE SECTION | 搬送部 | P29 P30 |
| 20 | VERTICAL CONVEYANCE DOOR SECTION | 縦搬送扉部 | P31 |
| 21 | BYPASS TRAY SECTION | 手差しトレイ部 | P32 P33 |
| 22 | REVERSAL SECTION | 反転部 | P34 P35 |
| 23 | FUSING SECTION | 定着部 | P36 |
| 24 | PAPER EXIT SECTION | 排紙部 | P37 P38 |
| 25 | DRIVE SECTION | 駆動部 | P39 P40 |
| 26 | OZONE DUCT SECTION | オゾン排気部 | P41 |
| 27 | MAIN POWER SUPPLY SECTION | 低圧電源部 | P42 |
| 28 | ELECTRICAL COMPONENTS | 電装部 | P43 P44 |
| 29 | WIRING | 束線 | P45 |
| 30 | WIRING ACCESSORIES AND JIGS | 配線部品・治具 | P46 |
| 31 | ACCESSORY PARTS | 同梱部品 | P47 |

INDEX

1/4

| Parts No. | Page No. |
|------------|----------|
| 0978381101 | 33-4 |
| 0996305501 | 21-5 |
| 1134304301 | 32-13 |
| 1164202801 | 37-5 |
| 1164420204 | 27-17 |
| 4004590301 | 38-29 |
| 4011585202 | 27-4 |
| 4025598401 | 38-17 |
| 4030320601 | 24-15 |
| 4030320601 | 26-15 |
| 4030340301 | 33-27 |
| 4030347501 | 33-21 |
| 4030581101 | 35-8 |
| 4036534801 | 11-9 |
| 4038101401 | 1-7 |
| 4038258001 | 40-16 |
| 4038353701 | 29-3 |
| 4038541202 | 39-11 |
| 4038M60000 | 44-9 |
| 4139M10000 | 8-3 |
| 4139M10000 | 42-1 |
| 4163510201 | 10-14 |
| 4163529301 | 8-4 |
| 4163529301 | 15-5 |
| 4163529301 | 24-20 |
| 4163529301 | 26-20 |
| 4163529301 | 28-13 |
| 4333501201 | 10-21 |
| 4556M10000 | 43-24 |
| 4576536301 | 10-16 |
| 4581162501 | 6-8 |
| 4658015106 | 33-19 |
| 56AA40490 | 17-13 |
| 56AA40490 | 18-9 |
| 56AA40490 | 19-19 |
| 56AA40490 | 20-9 |
| 56AA40490 | 24-27 |
| 56AA40490 | 26-27 |
| 56AA40490 | 38-25 |
| 9313100072 | 41-7 |

| Parts No. | Page No. |
|------------|----------|
| 9J06M10300 | 22-1 |
| 9J06M60100 | 3-3 |
| A00F623201 | 32-7 |
| A00J106202 | 1-12 |
| A00J169100 | 2-11 |
| A00J169901 | 47-1 |
| A00J563600 | 17-12 |
| A00J563600 | 18-10 |
| A00J563600 | 19-18 |
| A00J563600 | 20-10 |
| A00J663200 | 17-2 |
| A00J663200 | 19-4 |
| A02E117300 | 41-8 |
| A02E167700 | 5-9 |
| A02E561100 | 17-11 |
| A02E561100 | 19-17 |
| A02E596300 | 30-7 |
| A02E596300 | 32-8 |
| A02E597600 | 33-23 |
| A02E712902 | 29-4 |
| A02E813100 | 28-23 |
| A02E815200 | 18-3 |
| A02E815200 | 20-3 |
| A02E815200 | 28-8 |
| A02E815200 | 34-9 |
| A02EN12513 | 44-11 |
| A034M20100 | 32-18 |
| A03U812800 | 40-4 |
| A0ED110900 | 15-16 |
| A0ED111000 | 15-6 |
| A0ED111500 | 15-10 |
| A0ED112000 | 15-14 |
| A0ED245000 | 12-3 |
| A0ED257500 | 40-19 |
| A0ED259700 | 40-17 |
| A0ED401000 | 11-8 |
| A0ED551000 | 27-3 |
| A0ED551100 | 27-14 |
| A0ED563900 | 18-11 |
| A0ED563900 | 20-11 |

| Parts No. | Page No. |
|------------|----------|
| A0ED700300 | 29-10 |
| A0ED700600 | 29-6 |
| A0ED703800 | 27-8 |
| A0ED712100 | 31-1 |
| A0ED811900 | 28-3 |
| A0ED891100 | 38-18 |
| A0ED897700 | 38-14 |
| A0ED940600 | 9-2 |
| A0ED940700 | 1-3 |
| A0EDM60001 | 13-1 |
| A0G6411200 | 4-14 |
| A0G6411200 | 9-12 |
| A0HF952400 | 5-6 |
| A0P0901100 | 38-5 |
| A0P0M73100 | 3-2 |
| A0VDM50200 | 3-16 |
| A0Y5944800 | 1-10 |
| A161105400 | 8-7 |
| A161110300 | 15-8 |
| A161110500 | 15-15 |
| A161112200 | 36-2 |
| A161112500 | 15-4 |
| A161112600 | 36-3 |
| A161116202 | 13-4 |
| A161119500 | 13-3 |
| A161137100 | 3-5 |
| A161137600 | 43-12 |
| A161138500 | 14-5 |
| A161151200 | 3-4 |
| A161151300 | 3-15 |
| A161163900 | 2-8 |
| A161165300 | 3-9 |
| A161165700 | 12-6 |
| A161210200 | 30-14 |
| A161232501 | 40-21 |
| A161240700 | 39-10 |
| A161245100 | 12-4 |
| A161245400 | 12-5 |
| A161258800 | 40-18 |
| A161259400 | 40-20 |

| Parts No. | Page No. |
|------------|----------|
| A161362000 | 47-7 |
| A161400100 | 10-18 |
| A161400401 | 11-2 |
| A161400601 | 11-3 |
| A161400800 | 11-10 |
| A161402502 | 9-9 |
| A161403000 | 10-22 |
| A161403101 | 10-17 |
| A161403200 | 11-7 |
| A161403901 | 9-6 |
| A161404001 | 9-3 |
| A161404200 | 11-1 |
| A161404300 | 11-6 |
| A161550700 | 27-13 |
| A161551500 | 27-2 |
| A161591000 | 33-29 |
| A161591100 | 33-28 |
| A161591600 | 33-16 |
| A161592200 | 33-7 |
| A161592600 | 33-44 |
| A161593300 | 32-10 |
| A161593800 | 33-10 |
| A161594201 | 33-14 |
| A161594300 | 33-33 |
| A161594400 | 32-6 |
| A161594700 | 32-3 |
| A161595100 | 33-15 |
| A161595300 | 33-26 |
| A161595600 | 33-17 |
| A161620701 | 24-12 |
| A161620701 | 26-12 |
| A161623400 | 23-14 |
| A161623400 | 25-14 |
| A161624100 | 24-5 |
| A161624100 | 26-5 |
| A161626602 | 23-7 |
| A161626602 | 25-7 |
| A161626800 | 23-6 |
| A161626800 | 25-6 |
| A161701100 | 29-15 |

| Parts No. | Page No. |
|------------|----------|
| A161701301 | 30-16 |
| A161702100 | 19-10 |
| A161702100 | 29-12 |
| A161702200 | 29-9 |
| A161702200 | 40-13 |
| A161712401 | 27-16 |
| A161712700 | 27-7 |
| A161713100 | 28-6 |
| A161714600 | 28-22 |
| A161813801 | 34-17 |
| A161815300 | 31-11 |
| A161815400 | 31-10 |
| A161819200 | 35-9 |
| A161825700 | 17-4 |
| A161825700 | 28-5 |
| A161825700 | 35-2 |
| A161943000 | 3-14 |
| A161943000 | 24-9 |
| A161943000 | 26-9 |
| A161M50400 | 33-31 |
| A161N15J00 | 43-21 |
| A2X0945701 | 2-16 |
| A2X0M72C00 | 43-19 |
| A3EWM90300 | 4-3 |
| A3EWM90300 | 43-26 |
| A4EU138000 | 7-20 |
| A4EU138000 | 43-15 |
| A5C1112800 | 15-3 |
| A5C1134111 | 43-18 |
| A5C1134200 | 43-16 |
| A5C1404500 | 1-19 |
| A5C1404600 | 11-4 |
| A5C1562200 | 17-14 |
| A5C1562200 | 19-20 |
| A5C1701400 | 30-4 |
| A5C1711000 | 27-5 |
| A5C1891100 | 38-13 |
| A5C1F42000 | 11-5 |
| A5C1M50100 | 3-17 |
| A5C1M50100 | 6-4 |

| Parts No. | Page No. | Parts No. | Page No. | Parts No. | Page No. | Parts No. | Page No. | Parts No. | Page No. |
|------------|----------|------------|----------|------------|----------|------------|----------|------------|----------|
| A5C1M50100 | 7-17 | A797132100 | 44-4 | A797160400 | 1-6 | A797230500 | 40-24 | A797401500 | 10-6 |
| A5C1M50100 | 10-23 | A797132200 | 44-5 | A797160500 | 2-7 | A797230600 | 40-5 | A797401600 | 10-7 |
| A5C1M50100 | 17-24 | A797132302 | 3-7 | A797160600 | 1-16 | A797230700 | 40-12 | A797401700 | 10-12 |
| A5C1M50100 | 18-8 | A797132400 | 44-7 | A797160701 | 1-15 | A797230800 | 40-6 | A797401800 | 10-8 |
| A5C1M50100 | 19-11 | A797132500 | 44-2 | A797160801 | 1-18 | A797231800 | 40-8 | A797402000 | 10-5 |
| A5C1M50100 | 20-8 | A797132600 | 44-6 | A797160901 | 2-9 | A797232300 | 40-2 | A797402100 | 10-2 |
| A5C1M50100 | 27-10 | A797132700 | 44-3 | A797161001 | 1-1 | A797240100 | 39-3 | A797402200 | 10-3 |
| A5C1M50100 | 28-24 | A797132900 | 44-1 | A797161100 | 2-4 | A797240300 | 39-4 | A797402300 | 10-15 |
| A5C1M50100 | 29-13 | A797134000 | 8-5 | A797161200 | 2-2 | A797240400 | 39-9 | A797402501 | 9-4 |
| A5C1M50100 | 33-24 | A797134501 | 4-12 | A797161300 | 2-1 | A797240500 | 39-7 | A797402700 | 9-10 |
| A5C1M50100 | 38-12 | A797134600 | 3-18 | A797161400 | 4-16 | A797240600 | 39-8 | A797402800 | 9-8 |
| A5C1M50100 | 43-3 | A797134701 | 14-4 | A797161500 | 4-10 | A797240800 | 39-13 | A797403300 | 9-11 |
| A5C1R71600 | 1-13 | A797134800 | 3-6 | A797161600 | 4-13 | A797240900 | 39-6 | A797404000 | 9-7 |
| A64J815500 | 31-9 | A797135000 | 43-22 | A797161701 | 4-15 | A797241001 | 39-5 | A797405200 | 9-1 |
| A797101600 | 21-1 | A797135200 | 43-5 | A797161801 | 1-17 | A797245300 | 12-8 | A797560101 | 17-7 |
| A797101700 | 21-3 | A797137000 | 43-11 | A797161900 | 2-6 | A797245500 | 12-2 | A797560201 | 17-3 |
| A797101800 | 21-4 | A797137101 | 43-10 | A797162000 | 1-14 | A797253100 | 39-18 | A797560500 | 17-9 |
| A797101900 | 21-2 | A797137201 | 43-14 | A797162500 | 1-5 | A797253200 | 39-20 | A797560600 | 19-15 |
| A797102200 | 8-9 | A797137400 | 43-4 | A797162801 | 4-2 | A797253500 | 39-15 | A797560701 | 18-6 |
| A797102400 | 29-19 | A797137500 | 43-7 | A797163000 | 2-3 | A797253600 | 39-22 | A797560701 | 20-6 |
| A797102600 | 43-1 | A797137800 | 43-2 | A797163300 | 2-13 | A797254000 | 39-24 | A797563700 | 19-2 |
| A797102701 | 15-2 | A797137900 | 43-8 | A797163400 | 47-3 | A797255600 | 40-3 | A797563900 | 18-4 |
| A797102901 | 21-6 | A797138100 | 8-10 | A797164200 | 1-4 | A797255700 | 40-11 | A797563900 | 20-4 |
| A797103001 | 21-7 | A797138500 | 2-5 | A797164700 | 2-14 | A797258601 | 12-7 | A797564400 | 18-2 |
| A797105600 | 14-6 | A797138800 | 43-25 | A797165102 | 3-8 | A797258700 | 40-22 | A797564400 | 20-2 |
| A797105700 | 14-7 | A797139000 | 43-17 | A797166102 | 2-10 | A797259100 | 40-26 | A797565200 | 17-6 |
| A797108100 | 31-16 | A797150100 | 41-9 | A797166200 | 2-15 | A797259800 | 39-16 | A797565300 | 19-13 |
| A797108200 | 31-15 | A797150300 | 41-1 | A797166300 | 42-2 | A797261900 | 7-23 | A797566001 | 17-5 |
| A797108300 | 27-19 | A797150400 | 41-4 | A797166400 | 2-12 | A797266200 | 5-1 | A797566300 | 16-6 |
| A797108400 | 31-14 | A797150500 | 41-2 | A797166601 | 4-11 | A797266601 | 5-8 | A797568400 | 16-10 |
| A797110101 | 15-9 | A797150600 | 41-6 | A797166700 | 4-8 | A797280800 | 7-12 | A797568500 | 16-8 |
| A797110200 | 15-7 | A797151000 | 3-1 | A797180100 | 1-9 | A797280900 | 7-25 | A797568800 | 16-3 |
| A797110400 | 36-4 | A797151102 | 8-2 | A797220100 | 39-21 | A797400000 | 10-19 | A797568900 | 16-9 |
| A797110500 | 40-15 | A797151201 | 8-1 | A797220700 | 39-19 | A797400700 | 10-27 | A797569100 | 20-14 |
| A797111700 | 15-11 | A797151400 | 8-13 | A797221000 | 39-17 | A797400900 | 10-24 | A797578100 | 19-6 |
| A797112100 | 15-18 | A797151500 | 8-15 | A797221100 | 39-23 | A797401000 | 10-11 | A797578200 | 19-7 |
| A797112300 | 15-17 | A797152000 | 47-2 | A797228000 | 40-7 | A797401100 | 10-9 | A797578401 | 16-7 |
| A797112900 | 15-19 | A797152100 | 41-5 | A797228100 | 40-25 | A797401200 | 10-10 | A797578600 | 19-8 |
| A797115400 | 13-6 | A797160101 | 1-2 | A797228300 | 40-27 | A797401300 | 10-13 | A797578800 | 19-9 |
| A797132000 | 44-8 | A797160300 | 1-8 | A797228700 | 40-14 | A797401400 | 10-4 | A797579000 | 16-5 |

| Parts No. | Page No. | Parts No. | Page No. | Parts No. | Page No. | Parts No. | Page No. | Parts No. | Page No. |
|------------|----------|------------|----------|------------|----------|------------|----------|------------|----------|
| A797579100 | 19-5 | A797700700 | 30-6 | A797811100 | 31-4 | A797891200 | 38-9 | A797N10N00 | 3-19 |
| A797579300 | 19-12 | A797700801 | 30-5 | A797811300 | 31-8 | A797891300 | 38-24 | A797N10P00 | 17-22 |
| A797579600 | 17-23 | A797701000 | 30-1 | A797811400 | 31-5 | A797891400 | 38-2 | A797N10Q01 | 19-28 |
| A797579600 | 19-29 | A797701200 | 29-1 | A797811500 | 31-2 | A797891500 | 37-3 | A797N10R01 | 33-25 |
| A797600200 | 33-36 | A797701600 | 30-9 | A797811600 | 31-7 | A797891800 | 38-19 | A797N10S00 | 33-32 |
| A797600500 | 32-11 | A797701700 | 29-14 | A797811700 | 34-7 | A797891900 | 38-16 | A797N10V00 | 15-13 |
| A797600600 | 33-18 | A797702000 | 30-12 | A797811801 | 34-4 | A797892000 | 38-21 | A797N10W00 | 15-12 |
| A797600700 | 31-13 | A797702500 | 30-10 | A797811901 | 34-3 | A797892100 | 38-22 | A797N10X00 | 10-1 |
| A797600800 | 32-20 | A797702600 | 30-13 | A797812101 | 35-7 | A797892200 | 37-4 | A797N10Y00 | 10-26 |
| A797601200 | 33-30 | A797702700 | 30-2 | A797812201 | 35-11 | A797892300 | 38-11 | A797N11100 | 38-15 |
| A797601300 | 33-20 | A797703000 | 30-11 | A797812300 | 35-18 | A797892400 | 38-26 | A797N11300 | 43-6 |
| A797603000 | 32-2 | A797709100 | 28-1 | A797812401 | 35-15 | A797892500 | 38-27 | A797N11400 | 39-1 |
| A797603101 | 33-8 | A797710100 | 27-11 | A797812500 | 35-5 | A797892601 | 38-8 | A797N11500 | 14-3 |
| A797603200 | 33-12 | A797710201 | 28-10 | A797812600 | 35-4 | A797892700 | 38-7 | A797N11600 | 13-5 |
| A797603300 | 33-3 | A797710300 | 28-12 | A797812700 | 35-16 | A797892900 | 38-30 | A797N11800 | 6-11 |
| A797603400 | 33-5 | A797710500 | 28-7 | A797812800 | 35-13 | A797942100 | 3-12 | A797N12001 | 8-6 |
| A797603500 | 33-38 | A797710900 | 27-15 | A797813000 | 35-12 | A797942500 | 3-10 | A797N12100 | 8-11 |
| A797603600 | 33-39 | A797711100 | 27-6 | A797813100 | 34-11 | A797942600 | 3-11 | A797N15600 | 4-4 |
| A797603700 | 33-37 | A797711200 | 28-4 | A797813900 | 34-8 | A797944100 | 33-1 | A797R70011 | 15-1 |
| A797604100 | 32-16 | A797712000 | 28-11 | A797814000 | 40-10 | A797946400 | 28-9 | A797R70300 | 36-1 |
| A797604200 | 33-13 | A797712500 | 27-18 | A797814201 | 34-14 | A797946500 | 35-17 | A797R70400 | 14-1 |
| A797605100 | 32-12 | A797712900 | 28-20 | A797814400 | 34-10 | A797H02103 | 43-9 | A797R70500 | 14-2 |
| A797620100 | 23-13 | A797715300 | 28-16 | A797814600 | 35-10 | A797M10300 | 37-2 | A797R70900 | 42-3 |
| A797620600 | 24-19 | A797715400 | 28-14 | A797815000 | 34-13 | A797M10A00 | 7-22 | A797R71000 | 3-13 |
| A797620600 | 26-19 | A797715700 | 28-21 | A797815100 | 34-22 | A797M40601 | 8-14 | A797R71100 | 39-25 |
| A797620900 | 24-4 | A797715800 | 28-17 | A797815200 | 34-20 | A797M50000 | 29-11 | A797R71200 | 40-9 |
| A797620900 | 26-4 | A797716000 | 28-25 | A797815300 | 34-21 | A797M60100 | 22-2 | A797R71300 | 39-12 |
| A797623500 | 24-18 | A797716100 | 28-19 | A797815500 | 35-14 | A797M70200 | 4-6 | A797R71400 | 12-1 |
| A797623500 | 26-18 | A797716200 | 28-15 | A797815600 | 35-6 | A797M90100 | 43-30 | A797R71500 | 39-14 |
| A797623600 | 24-2 | A797716300 | 28-26 | A797815700 | 35-1 | A797M90200 | 43-32 | A797R71600 | 12-9 |
| A797623600 | 26-2 | A797717000 | 34-18 | A797815800 | 35-3 | A797N10200 | 44-10 | A797R71700 | 9-5 |
| A797623700 | 24-28 | A797717100 | 34-16 | A797815900 | 31-6 | A797N10400 | 36-5 | A797R71800 | 27-1 |
| A797623700 | 26-28 | A797717200 | 34-15 | A797890001 | 38-20 | A797N10A01 | 22-3 | A797R71900 | 16-4 |
| A797625100 | 23-10 | A797717300 | 34-19 | A797890100 | 38-1 | A797N10B00 | 43-23 | A797R72000 | 23-1 |
| A797625200 | 25-10 | A797719000 | 28-2 | A797890201 | 38-23 | A797N10D00 | 37-1 | A797R72100 | 25-1 |
| A797630100 | 25-13 | A797810101 | 34-1 | A797890300 | 38-28 | A797N10E00 | 10-25 | A797R72200 | 27-12 |
| A797700102 | 30-15 | A797810200 | 34-5 | A797890500 | 38-3 | A797N10F00 | 13-2 | A797R72300 | 5-5 |
| A797700200 | 29-2 | A797810300 | 34-6 | A797890600 | 38-6 | A797N10H01 | 29-18 | A797R72500 | 32-1 |
| A797700500 | 30-3 | A797810401 | 31-12 | A797891000 | 38-10 | A797N10K00 | 28-18 | A798940200 | 1-11 |
| A797700601 | 29-5 | A797811000 | 31-3 | A797891100 | 38-4 | A797N10M01 | 34-23 | A798N10C00 | 45-1 |

| Parts No. | Page No. |
|------------|----------|
| A7AH120102 | 21-8 |
| A7AH121301 | 21-9 |
| A7AH131300 | 43-29 |
| A7AH134600 | 4-1 |
| A7AH161801 | 4-9 |
| A7AH162001 | 4-7 |
| A7AH162100 | 4-5 |
| A7AH166700 | 47-4 |
| A7AH261700 | 7-14 |
| A7AH261813 | 7-11 |
| A7AH262101 | 7-7 |
| A7AH262501 | 6-10 |
| A7AH262602 | 6-7 |
| A7AH262700 | 7-26 |
| A7AH262911 | 7-6 |
| A7AH263000 | 7-2 |
| A7AH263100 | 7-13 |
| A7AH266505 | 5-7 |
| A7AH266800 | 5-4 |
| A7AH266800 | 47-5 |
| A7AH267000 | 5-2 |
| A7AH267201 | 5-3 |
| A7AH280400 | 7-24 |
| A7AH280500 | 7-16 |
| A7AH280700 | 7-15 |
| A7AH281300 | 7-18 |
| A7AH281600 | 7-19 |
| A7AH281701 | 6-6 |
| A7AH281800 | 7-21 |
| A7AH285102 | 6-1 |
| A7AH285400 | 6-2 |
| A7AH285501 | 6-3 |
| A7AH560800 | 18-5 |
| A7AH560800 | 20-5 |
| A7AH561300 | 18-7 |
| A7AH561300 | 20-7 |
| A7AH561601 | 17-21 |
| A7AH561601 | 19-27 |
| A7AH562100 | 17-19 |
| A7AH562100 | 19-25 |

| Parts No. | Page No. |
|------------|----------|
| A7AH562300 | 17-16 |
| A7AH562300 | 19-22 |
| A7AH562400 | 17-10 |
| A7AH562400 | 19-16 |
| A7AH562600 | 17-15 |
| A7AH562600 | 19-21 |
| A7AH562801 | 17-20 |
| A7AH562801 | 19-26 |
| A7AH562900 | 17-18 |
| A7AH562900 | 19-24 |
| A7AH563101 | 18-13 |
| A7AH563101 | 20-13 |
| A7AH563400 | 17-17 |
| A7AH563400 | 19-23 |
| A7AH564101 | 18-1 |
| A7AH564101 | 20-1 |
| A7AH565000 | 18-12 |
| A7AH565000 | 20-12 |
| A7AH565702 | 17-8 |
| A7AH565702 | 19-14 |
| A7AH568900 | 16-2 |
| A7AH569400 | 16-1 |
| A7AH600300 | 32-4 |
| A7AH601100 | 32-5 |
| A7AH601400 | 33-22 |
| A7AH602200 | 32-15 |
| A7AH602701 | 32-9 |
| A7AH603000 | 32-14 |
| A7AH603100 | 32-22 |
| A7AH603200 | 32-23 |
| A7AH603300 | 33-11 |
| A7AH603400 | 33-34 |
| A7AH604300 | 32-17 |
| A7AH604401 | 33-6 |
| A7AH604501 | 33-2 |
| A7AH604700 | 32-25 |
| A7AH604900 | 32-21 |
| A7AH620400 | 24-23 |
| A7AH620400 | 26-23 |
| A7AH620801 | 24-10 |

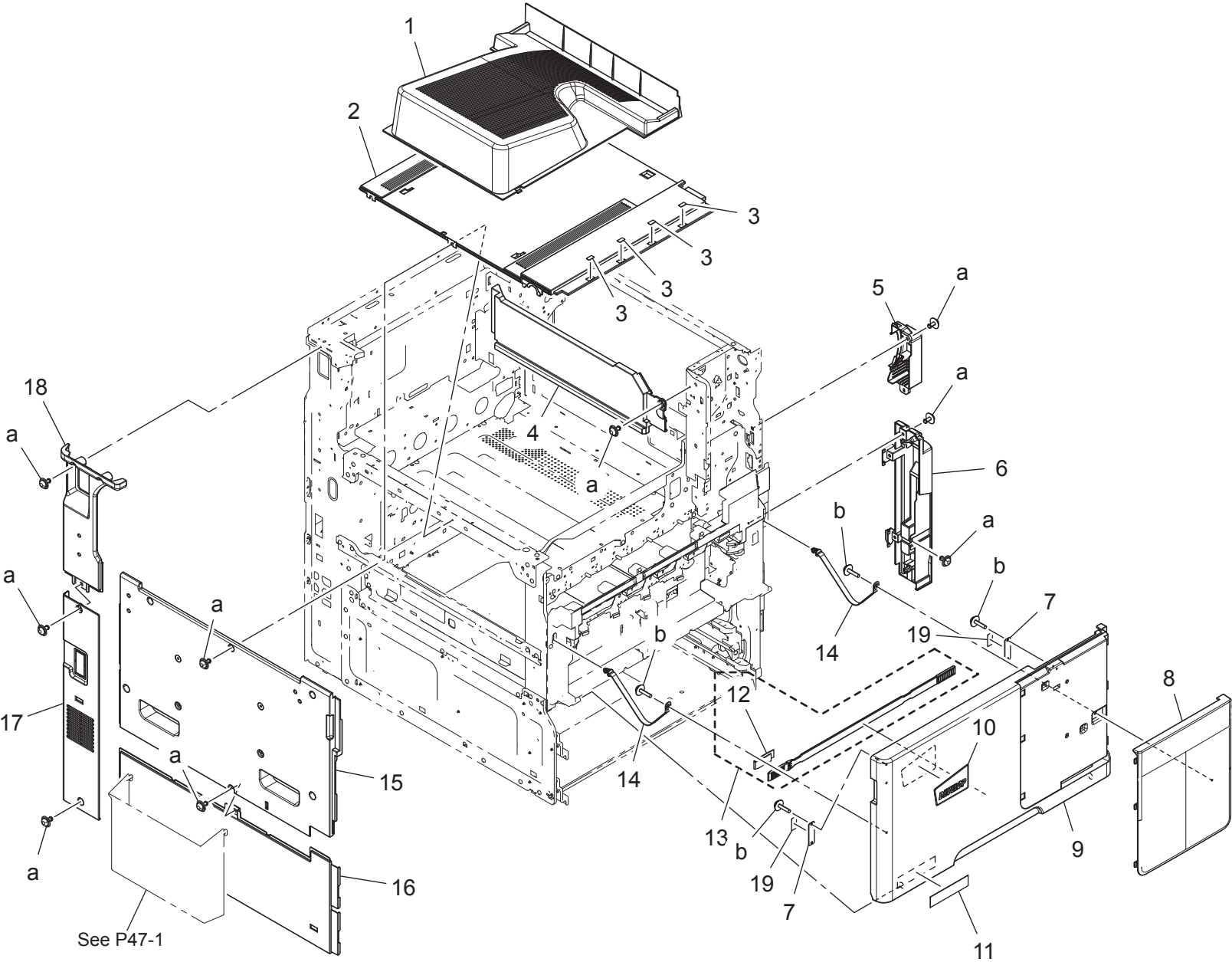
| Parts No. | Page No. |
|------------|----------|
| A7AH620801 | 26-10 |
| A7AH621000 | 24-7 |
| A7AH621000 | 26-7 |
| A7AH621200 | 24-8 |
| A7AH621200 | 26-8 |
| A7AH621300 | 24-6 |
| A7AH621300 | 26-6 |
| A7AH621401 | 24-21 |
| A7AH621401 | 26-21 |
| A7AH621501 | 24-26 |
| A7AH621501 | 26-26 |
| A7AH621601 | 24-1 |
| A7AH621601 | 26-1 |
| A7AH621701 | 24-17 |
| A7AH621701 | 26-17 |
| A7AH621801 | 24-22 |
| A7AH621801 | 26-22 |
| A7AH622100 | 24-3 |
| A7AH622100 | 26-3 |
| A7AH622201 | 24-25 |
| A7AH622201 | 26-25 |
| A7AH622401 | 24-13 |
| A7AH622401 | 26-13 |
| A7AH622901 | 23-3 |
| A7AH622901 | 25-3 |
| A7AH623201 | 23-15 |
| A7AH623201 | 25-15 |
| A7AH623400 | 23-4 |
| A7AH623400 | 25-4 |
| A7AH624100 | 23-5 |
| A7AH624200 | 25-5 |
| A7AH624300 | 23-11 |
| A7AH624300 | 25-11 |
| A7AH626901 | 23-9 |
| A7AH626901 | 25-9 |
| A7AH627000 | 24-24 |
| A7AH627000 | 26-24 |
| A7AH628200 | 24-11 |
| A7AH628200 | 26-11 |
| A7AH629600 | 24-14 |

| Parts No. | Page No. |
|------------|----------|
| A7AH629600 | 26-14 |
| A7AH629901 | 23-2 |
| A7AH629901 | 25-2 |
| A7AH941001 | 23-12 |
| A7AH941001 | 25-12 |
| A7AH941100 | 23-8 |
| A7AH941200 | 25-8 |
| A7AH941300 | 24-16 |
| A7AH941300 | 26-16 |
| A7AH942000 | 47-9 |
| A7AH943000 | 34-2 |
| A7AHH02S02 | 43-13 |
| A7AHM20400 | 19-1 |
| A7AHM20400 | 29-17 |
| A7AHM20400 | 32-19 |
| A7AHM20400 | 40-23 |
| A7AHM20500 | 17-1 |
| A7AHM20500 | 19-3 |
| A7AHM50100 | 6-5 |
| A7AHM50100 | 6-12 |
| A7AHM50400 | 29-16 |
| A7AHM90000 | 7-10 |
| A7AHM90100 | 7-9 |
| A7AHM90200 | 7-4 |
| A7AHN12800 | 6-9 |
| A7AHN12V14 | 7-8 |
| A7AHN12Y02 | 7-3 |
| A7AHN15100 | 43-20 |
| A7AHN15A00 | 43-28 |
| A7AHR72700 | 32-24 |
| A7PU143300 | 41-3 |
| A7PU593100 | 33-40 |
| A7PU593500 | 33-9 |
| A7PU593700 | 33-42 |
| A7PU596000 | 33-43 |
| A7PU701100 | 29-7 |
| A7PU701200 | 29-8 |
| A7PU941701 | 2-17 |
| A7PU944900 | 33-41 |
| A7PUF60000 | 33-35 |

| Parts No. | Page No. |
|------------|----------|
| A7PUM10000 | 40-1 |
| A7PUM10100 | 39-26 |
| A7PUM10400 | 34-12 |
| A7PUM10700 | 10-20 |
| A7PUM10700 | 39-2 |
| A7PUM92600 | 43-31 |
| A7PUN15300 | 4-17 |
| A890R70022 | 7-1 |
| A890R70200 | 7-5 |
| A8JJWY1 | 47-8 |
| A8WVR70000 | 8-8 |
| V153031004 | 47-6 |
| V500010081 | 46-1 |
| V500010084 | 46-2 |
| V500020082 | 46-3 |
| V500020098 | 46-4 |
| V500020099 | 46-5 |
| V500020100 | 46-6 |
| V570010057 | 46-7 |
| V570010059 | 46-8 |
| V570010060 | 46-9 |
| V651010002 | 8-12 |
| V800500300 | 27-9 |
| V800500300 | 30-8 |
| V864800107 | 43-27 |

EXTERNAL PARTS

P 1



EXTERNAL PARTS

Page. 1

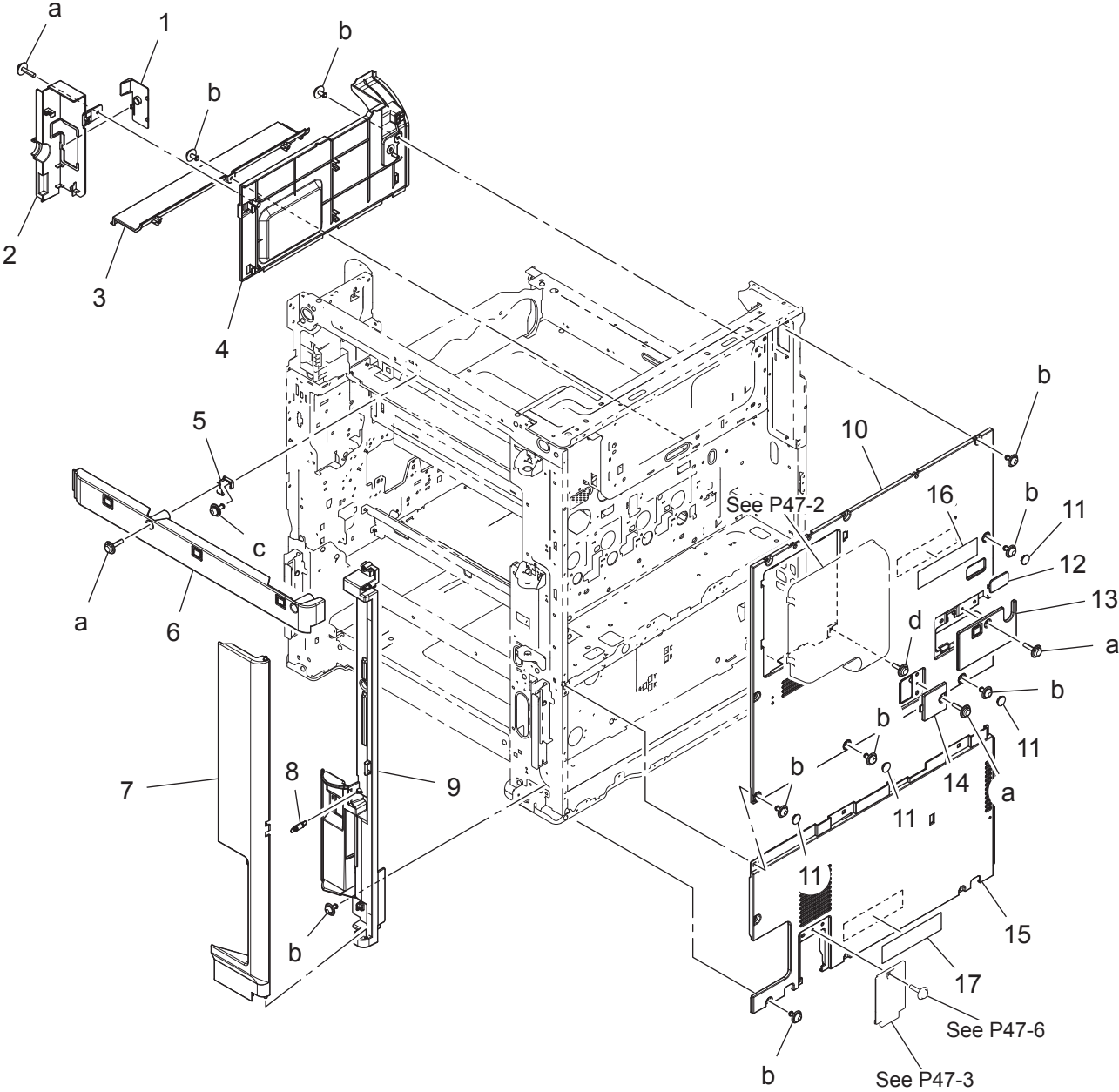
| Key | Part No. | Description | Destinations | Class | QTY | Standard parts |
|-----|------------|-------------------------|--------------|-------|-----|------------------------------|
| 1 | A797161001 | Paper exit Tray | | C | 1 | a-V127030604 b-V153031004 |
| 2 | A797160101 | Cover /Upper | | C | 1 | |
| 3 | A0ED940700 | Label Toner 2 | | D | 4 | |
| 4 | A797164200 | Paper exit Cover | | C | 1 | |
| 5 | A797162500 | Cover | | C | 1 | |
| 6 | A797160400 | Cover /Right front | | C | 1 | |
| 7 | 4038101401 | SUCTION PLATE | | D | 2 | |
| 8 | A797160300 | Cover /Front | | C | 1 | |
| 9 | A797180100 | Open/close Cover /Front | | C | 1 | |
| 10 | A0Y5944800 | Plate /D | | C | 1 | |
| 11 | A798940200 | Label ineo+ 227 | | C | 1 | |
| 12 | A00J106202 | Cleaning Pad | | C | 1 | |
| 13 | A5C1R71600 | Cleaning Material | | C | 1 | |
| 14 | A797162000 | Band | | D | 2 | |
| 15 | A797160701 | Cover /Left front | | C | 1 | |
| 16 | A797160600 | Cover /Left | | C | 1 | |
| 17 | A797161801 | Cover /Left rear | | C | 1 | |
| 18 | A797160801 | Cover /Left rear | | C | 1 | |
| 19 | A5C1404500 | Seal | | C | 2 | |
| | | | | | | |
| | | | | | | |
| | | | | | | |
| | | | | | | |
| | | | | | | |
| | | | | | | |
| | | | | | | |
| | | | | | | |

ineo+ 227

EXTERNAL PARTS

P 2

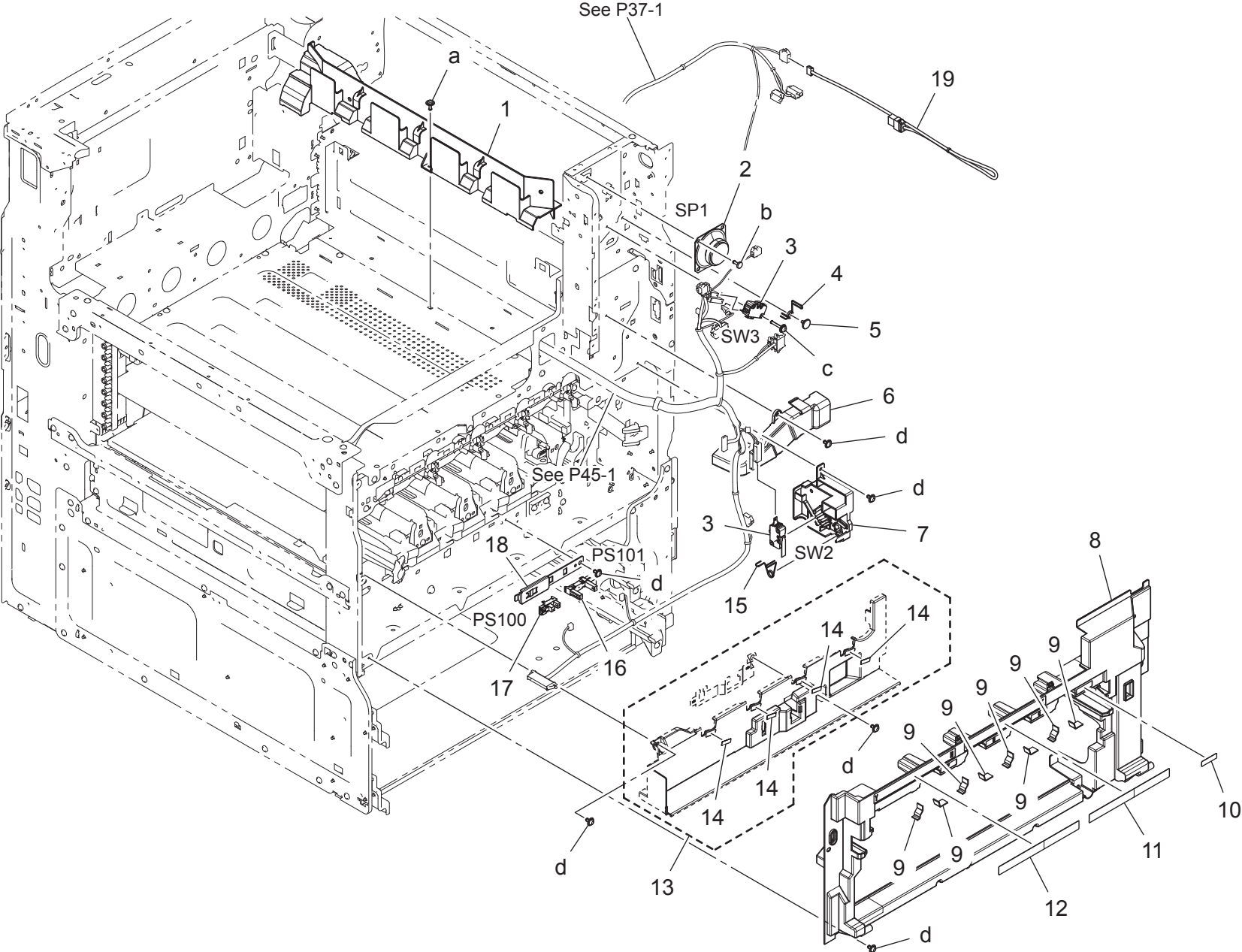
FRONT
➔



EXTERNAL PARTS

| Key | Part No. | Description | Destinations | Class | QTY | Standard parts |
|-----|------------|---------------------|--------------|-------|-----|--|
| 1 | A797161300 | Cover | | C | 1 | a-V153031004 b-V127030604 c-V125030803 d-V153030803 |
| 2 | A797161200 | Cover | | C | 1 | |
| 3 | A797163000 | Cover | | C | 1 | |
| 4 | A797161100 | Cover | | C | 1 | |
| 5 | A797138500 | Mounting Plate | | D | 1 | |
| 6 | A797161900 | Cover /Right | | C | 1 | |
| 7 | A797160500 | Cover /Right rear | | C | 1 | |
| 8 | A161163900 | Pulling Coil spring | | C | 1 | |
| 9 | A797160901 | Cover /Right rear | | C | 1 | |
| 10 | A797166102 | Cover /Rear | | C | 1 | |
| 11 | A00J169100 | Cover | | C | 4 | |
| 12 | A797166400 | Cover | | C | 1 | |
| 13 | A797163300 | Cover | | C | 1 | |
| 14 | A797164700 | Cover /Rear | | C | 1 | |
| 15 | A797166200 | Cover /Rear | | C | 1 | |
| 16 | A2X0945701 | Label | | C | 1 | |
| 17 | A7PU941701 | Label Caution | | C | 1 | |
| | | | | | | |
| | | | | | | |
| | | | | | | |
| | | | | | | |
| | | | | | | |
| | | | | | | |
| | | | | | | |
| | | | | | | |
| | | | | | | |

INNER COVER SECTION



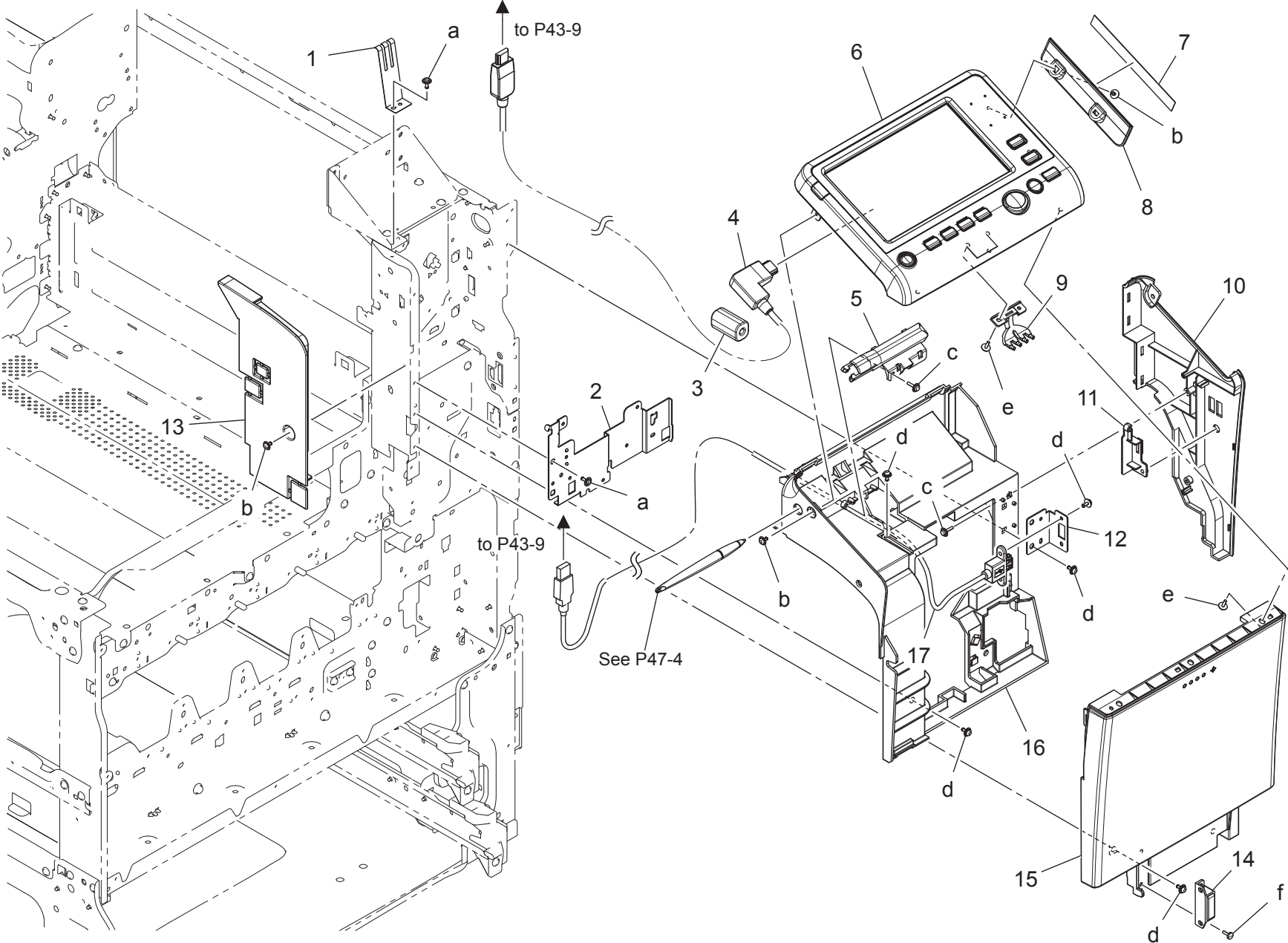
INNER COVER SECTION

Page. 3

| Key | Part No. | Description | Destinations | Class | QTY | Standard parts |
|-----|------------|-----------------------------|--------------|-------|-----|--|
| 1 | A797151000 | Duct | | D | 1 | a-V144030803 b-V126030803 c-V116031603 d-V127030604 |
| 2 | A0P0M73100 | Speaker | | D | 1 | |
| 3 | 9J06M60100 | MICRO SWITCH | | C | 2 | |
| 4 | A161151200 | Torsion Coil spring | | D | 1 | |
| 5 | A161137100 | Shoulder screw | | D | 1 | |
| 6 | A797134800 | Cover | | D | 1 | |
| 7 | A797132302 | Holder | | D | 1 | |
| 8 | A797165102 | Cover /Front | | C | 1 | |
| 9 | A161165300 | Protection Part | | C | 8 | |
| 10 | A797942500 | Label/ K | | D | 1 | |
| 11 | A797942600 | Label | | D | 1 | |
| 12 | A797942100 | Label | | D | 1 | |
| 13 | A797R71000 | 2nd Front Cover/ Lower Assy | | C | 1 | |
| 14 | A161943000 | Label | | C | 4 | |
| 15 | A161151300 | Torsion Coil spring | | D | 1 | |
| 16 | A0VDM50200 | Photointerrupter | | I | 1 | |
| 17 | A5C1M50100 | Photointerrupter | | B | 1 | |
| 18 | A797134600 | Mounting Plate | | D | 1 | |
| 19 | A797N10N00 | Relay Wiring /1 | | D | 1 | |
| | | | | | | |
| | | | | | | |
| | | | | | | |
| | | | | | | |
| | | | | | | |
| | | | | | | |
| | | | | | | |
| | | | | | | |

OPERATION PANEL SECTION

P 4

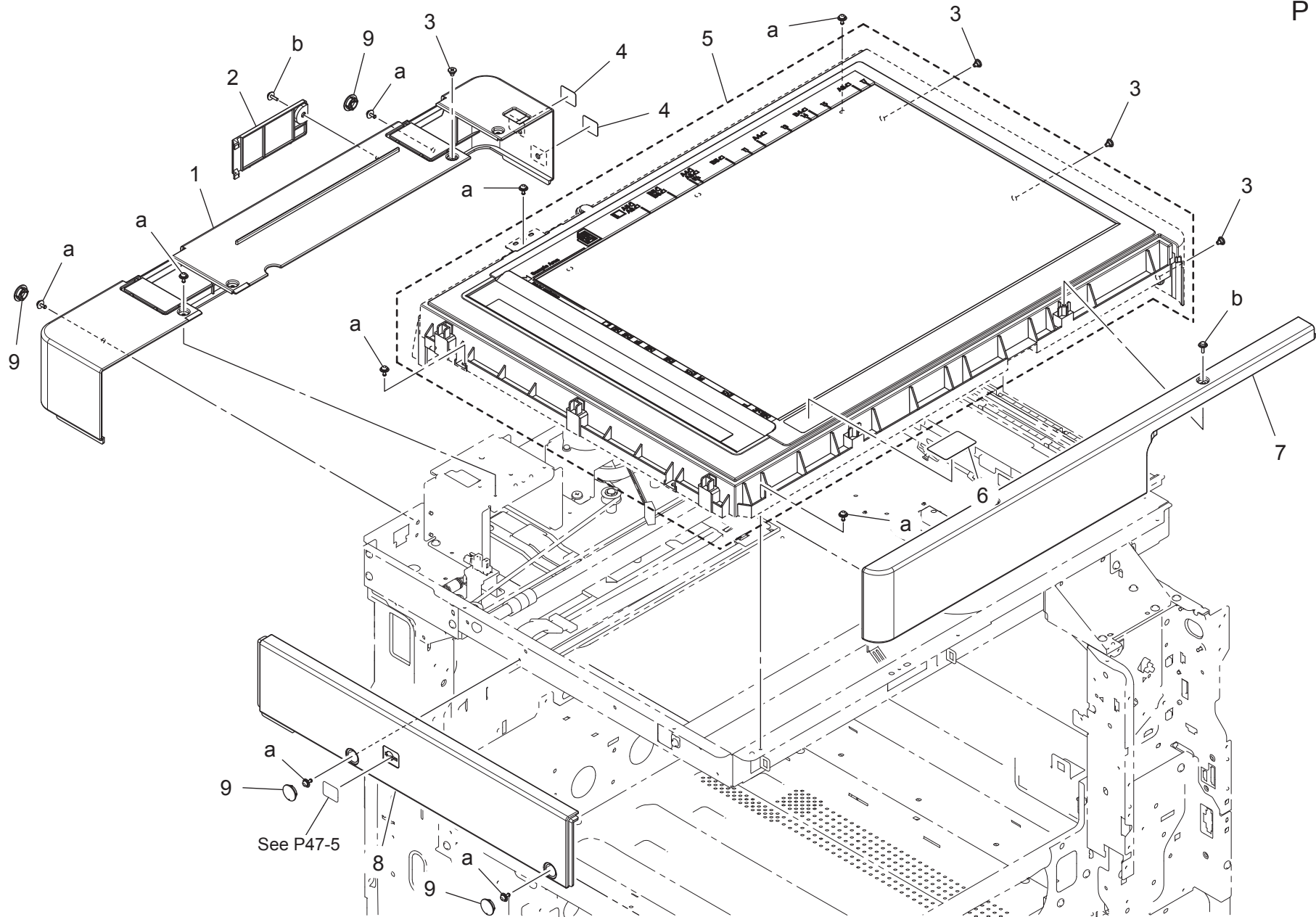


OPERATION PANEL SECTION

| Key | Part No. | Description | Destinations | Class | QTY | Standard parts |
|-----|------------|-----------------|--------------|-------|-----|--|
| 1 | A7AH134600 | Ground Plate | | D | 1 | a-V144030803 b-V127030604 c-V153031004 d-V125030803 e-V153030803 f-V149030803 |
| 2 | A797162801 | Mounting Plate | | D | 1 | |
| 3 | A3EWM90300 | Ferritecore | | D | 1 | |
| 4 | A797N15600 | Interface Cable | | C | 1 | |
| 5 | A7AH162100 | Holder | | D | 1 | |
| 6 | A797M70200 | Panel assembly | | I | 1 | |
| 7 | A7AH162001 | Seal | | C | 1 | |
| 8 | A797166700 | Cover | | C | 1 | |
| 9 | A7AH161801 | Lens | | C | 1 | |
| 10 | A797161500 | Cover /Right | | C | 1 | |
| 11 | A797166601 | Cover | | C | 1 | |
| 12 | A797134501 | Mounting Plate | | D | 1 | |
| 13 | A797161600 | Cover /Left | | C | 1 | |
| 14 | A0G6411200 | Magnet /X | | D | 1 | |
| 15 | A797161701 | Cover /Front | | C | 1 | |
| 16 | A797161400 | Cover | | D | 1 | |
| 17 | A7PUN15300 | Interface Cable | | D | 1 | |
| | | | | | | |
| | | | | | | |
| | | | | | | |
| | | | | | | |
| | | | | | | |
| | | | | | | |
| | | | | | | |
| | | | | | | |
| | | | | | | |

SCANNER SECTION

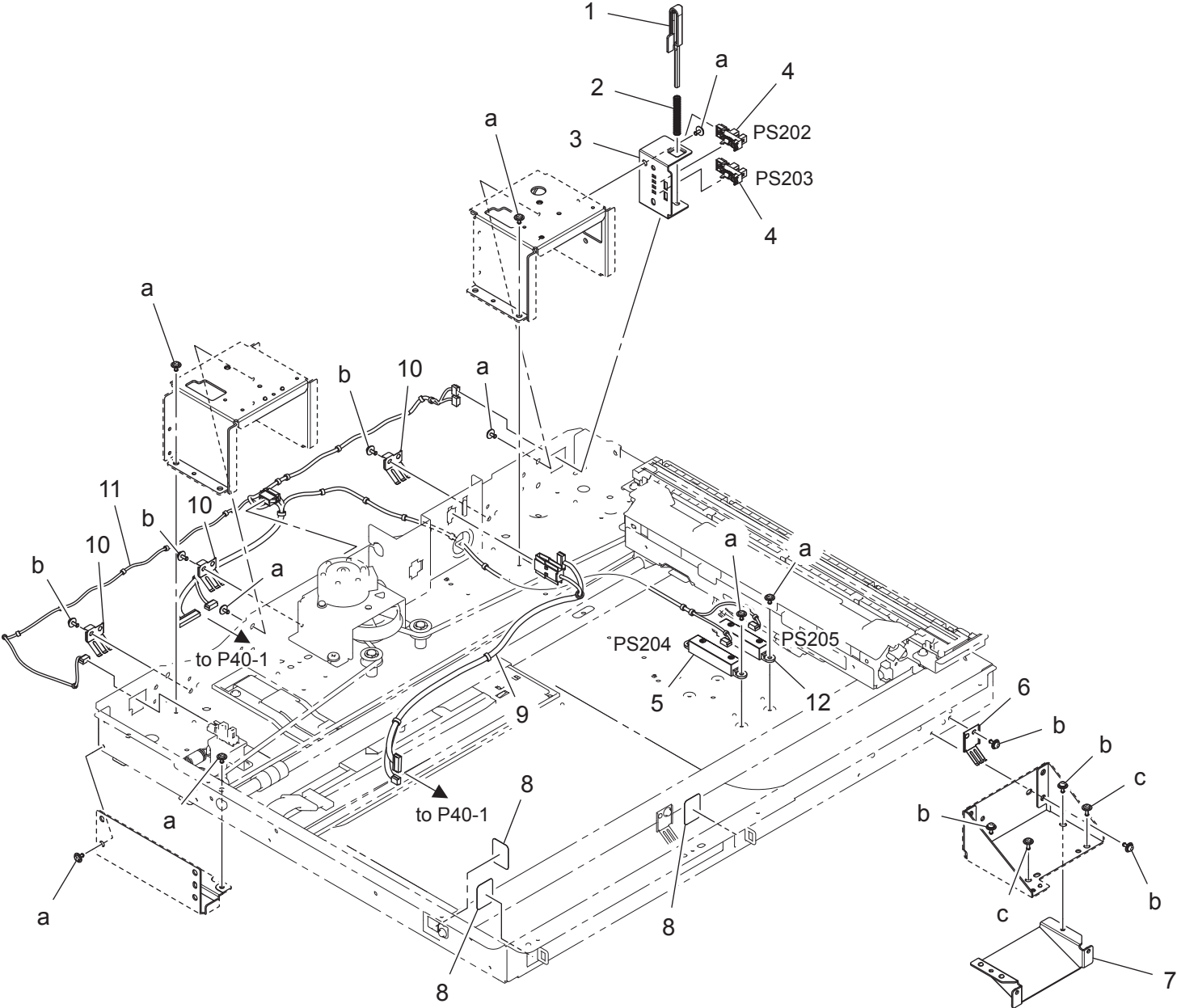
P 5



SCANNER SECTION

| Key | Part No. | Description | Destinations | Class | QTY | Standard parts |
|-----|------------|----------------------|--------------|-------|-----|------------------------------|
| 1 | A797266200 | Read Cover /Rear | | C | 1 | a-V125030803 b-V153030803 |
| 2 | A7AH267000 | Read Cover /Rear | | C | 1 | |
| 3 | A7AH267201 | Shoulder screw | | C | 4 | |
| 4 | A7AH266800 | Seal | | C | 2 | |
| 5 | A797R72300 | IR Cover /Upper Assy | | C | 1 | |
| 6 | A0HF952400 | Label | | C | 1 | |
| 7 | A7AH266505 | Read Cover /Front | | C | 1 | |
| 8 | A797266601 | Read Cover /Left | | C | 1 | |
| 9 | A02E167700 | Cover | | C | 4 | |
| | | | | | | |
| | | | | | | |
| | | | | | | |
| | | | | | | |
| | | | | | | |
| | | | | | | |
| | | | | | | |
| | | | | | | |
| | | | | | | |
| | | | | | | |

SCANNER SECTION

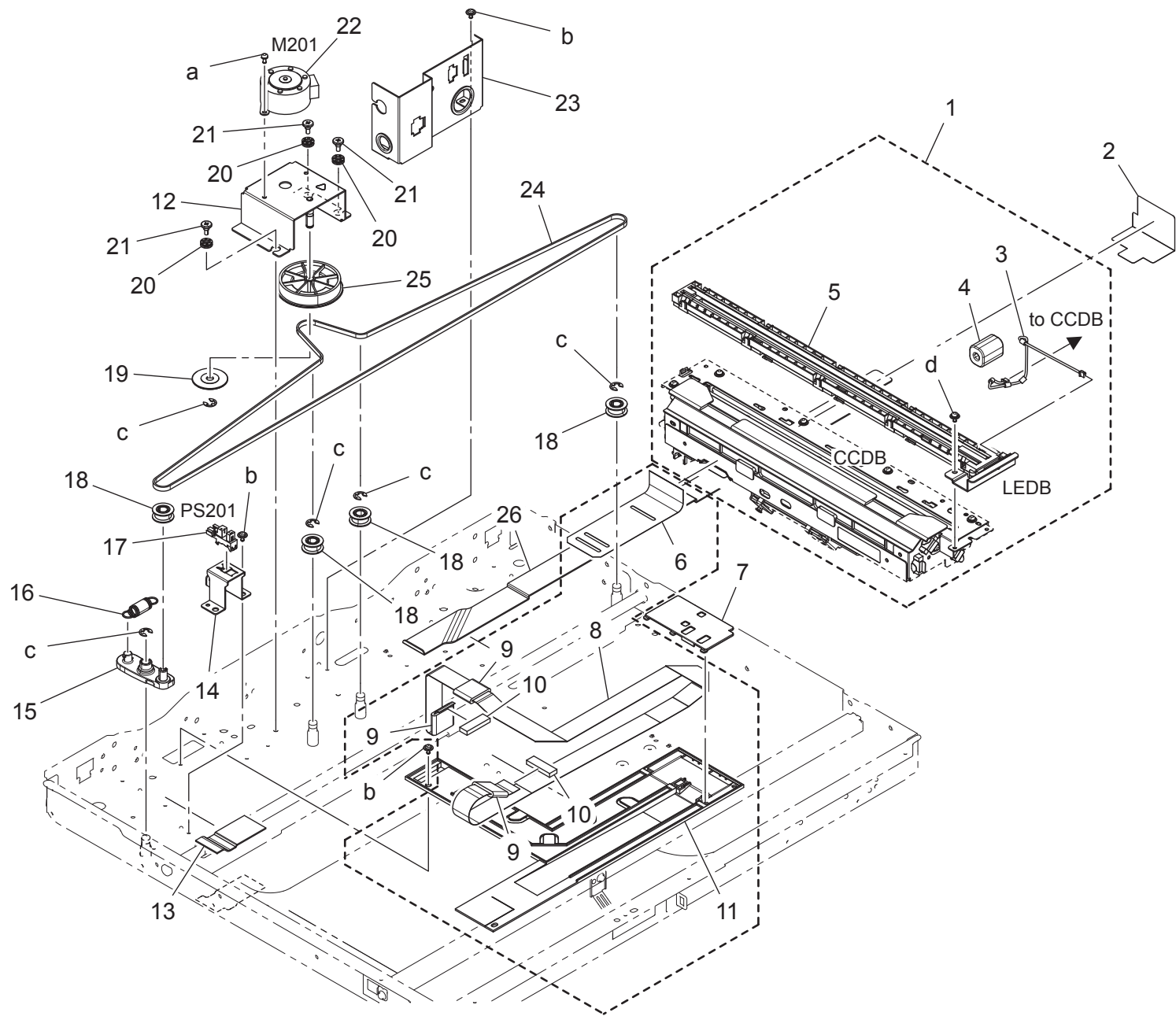


SCANNER SECTION

| Key | Part No. | Description | Destinations | Class | QTY | Standard parts |
|-----|------------|-----------------------------|--------------|-------|-----|--|
| 1 | A7AH285102 | Lever | | C | 1 | a-V144030603 b-V125030803 c-V144030803 |
| 2 | A7AH285400 | Compressing Coil spring | | C | 1 | |
| 3 | A7AH285501 | Mounting Plate | | D | 1 | |
| 4 | A5C1M50100 | Photointerrupter | | B | 2 | |
| 5 | A7AHM50100 | APS Photoreflector | | C | 1 | |
| 6 | A7AH281701 | Ground Plate spring | | D | 1 | |
| 7 | A7AH262602 | Mounting Plate /Right front | | D | 1 | |
| 8 | 4581162501 | SEAL | | C | 3 | |
| 9 | A7AHN12800 | Harness /ADF Relay | | D | 1 | |
| 10 | A7AH262501 | Ground Plate spring | | D | 3 | |
| 11 | A797N11800 | Scanner Wiring /1 | | D | 1 | |
| 12 | A7AHM50100 | APS Photoreflector | (option) | C | 1 | |
| | | | | | | |
| | | | | | | |
| | | | | | | |
| | | | | | | |
| | | | | | | |
| | | | | | | |
| | | | | | | |
| | | | | | | |
| | | | | | | |

SCANNER SECTION

P 7

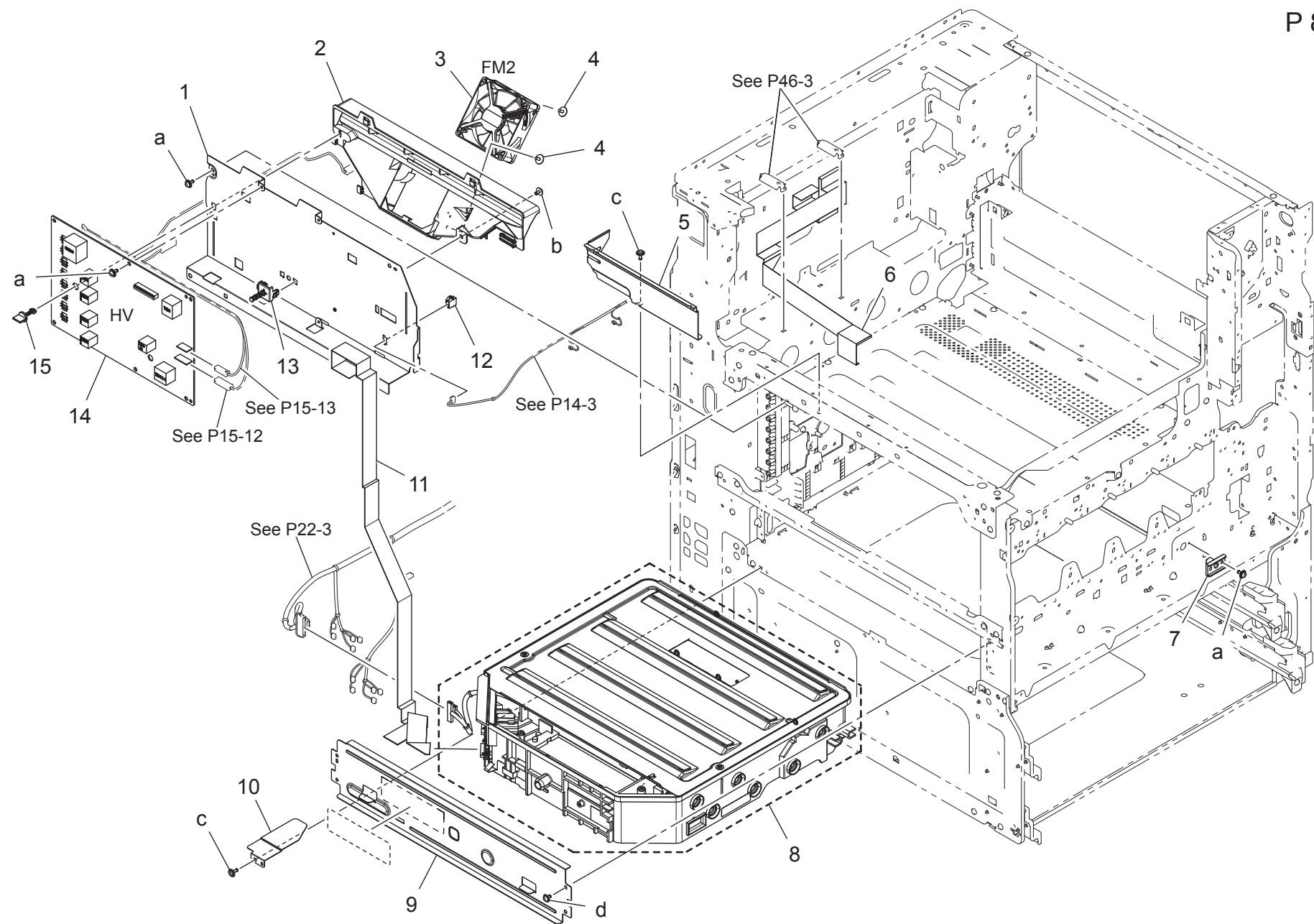


SCANNER SECTION

[illegible]

PH UNIT/HIGH VOLTAGE SECTION

P 8

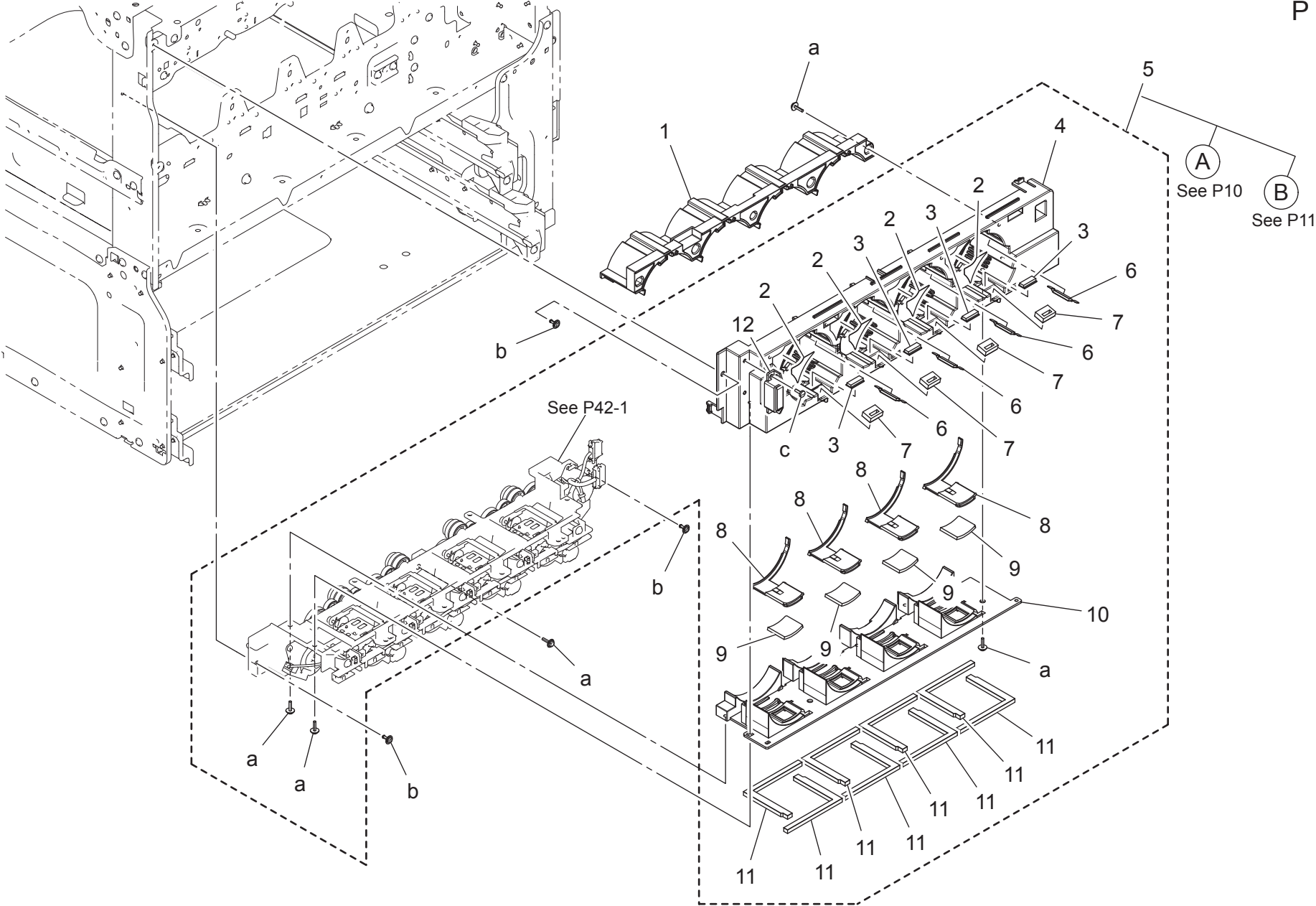


PH UNIT/HIGH VOLTAGE SECTION

Page. 8

| Key | Part No. | Description | | Destinations | Class | QTY | Standard parts |
|-----|------------|-------------------|--------------|--------------|-------|-----|--|
| 1 | A797151201 | Mounting Plate | 取付板 | | D | 1 | a-V125030803 b-V127030604 c-V144030803 d-V127030604 |
| 2 | A797151102 | Duct | ダクト (転写 CL) | | D | 1 | |
| 3 | 4139M10000 | FAN MOTOR | ファンモータ | | B | 1 | |
| 4 | 4163529301 | SCREW | ねじ | | C | 2 | |
| 5 | A797134000 | Protection Cover | 保護カバー | | D | 1 | |
| 6 | A797N12001 | Flatcable | フラットケーブル | | C | 1 | |
| 7 | A161105400 | Positioning Plate | 位置決め板 (PH) | | D | 1 | |
| 8 | A8WVR70000 | Print Head Assy | PH Assy | | I | 1 | |
| 9 | A797102200 | Mounting Plate | 取付板 | | D | 1 | |
| 10 | A797138100 | Holder | ホルダ | | D | 1 | |
| 11 | A797N12100 | Flatcable | フラットケーブル | | C | 1 | |
| 12 | V651010002 | connector | W t o W コネクタ | | D | 1 | |
| 13 | A797151400 | Cover Post | カバーポスト | | C | 1 | |
| 14 | A797M40601 | High voltage unit | 高圧電源 | | I | 1 | |
| 15 | A797151500 | Stopper Shaft | ストッパ軸 (HV) | | C | 1 | |
| | | | | | | | |
| | | | | | | | |
| | | | | | | | |
| | | | | | | | |
| | | | | | | | |
| | | | | | | | |
| | | | | | | | |
| | | | | | | | |
| | | | | | | | |

TONER SUPPLY SECTION

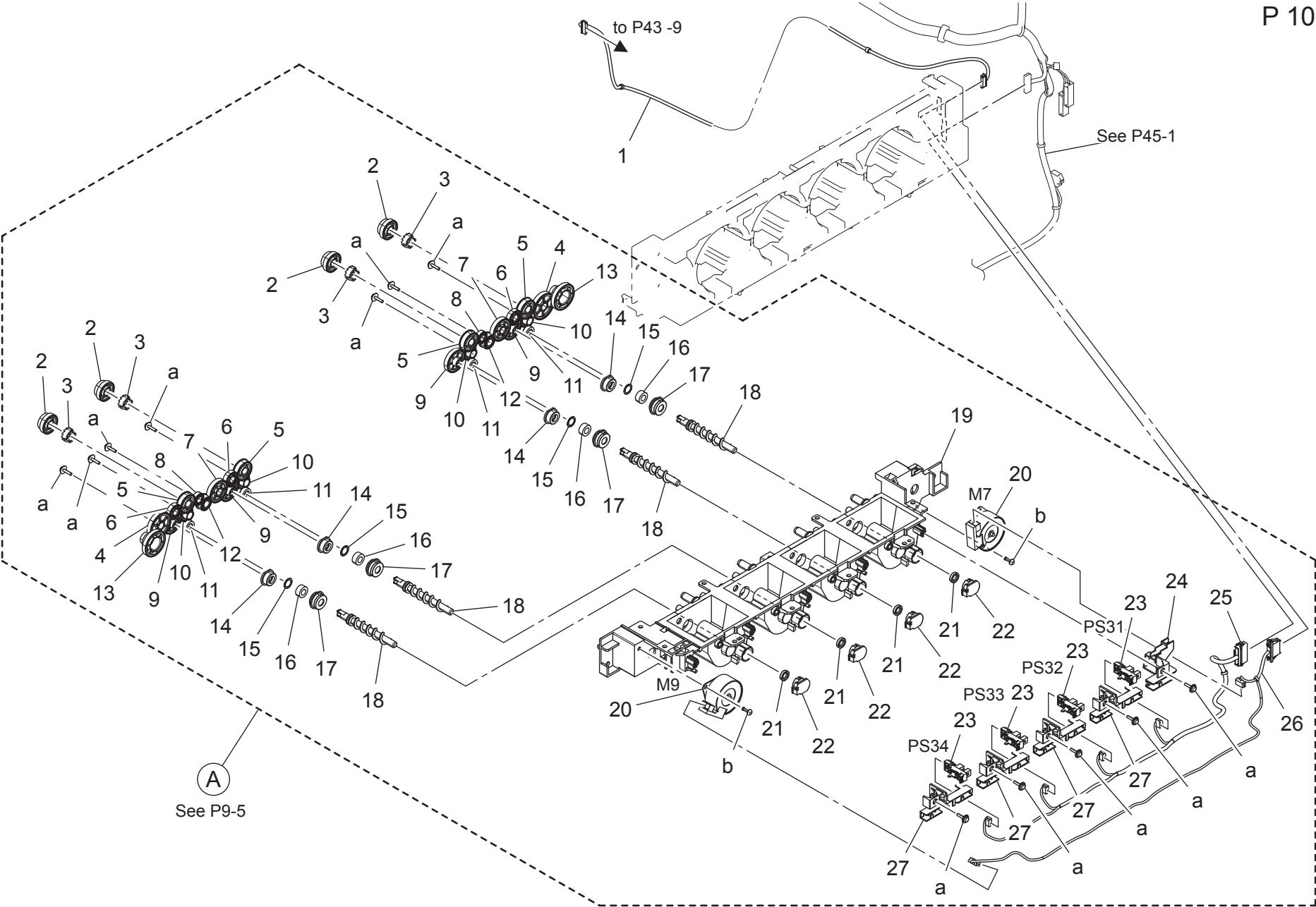


TONER SUPPLY SECTION

| Key | Part No. | Description | Destinations | Class | QTY | Standard parts |
|-----|------------|-----------------|--------------|-------|-----|--|
| 1 | A797405200 | Cover | | D | 1 | a-V153031004 b-V144030803 c-V149030803 |
| 2 | A0ED940600 | Label Toner 1 | | D | 4 | |
| 3 | A161404001 | Seal /1 | | D | 4 | |
| 4 | A797402501 | Cover | | D | 1 | |
| 5 | A797R71700 | Sub Hopper Assy | | S | 1 | |
| 6 | A161403901 | Spacer | | D | 4 | |
| 7 | A797404000 | Seal | | C | 4 | |
| 8 | A797402800 | Shutter | | D | 4 | |
| 9 | A161402502 | Seal | | D | 4 | |
| 10 | A797402700 | Cover | | D | 1 | |
| 11 | A797403300 | Seal | | C | 8 | |
| 12 | A0G6411200 | Magnet /X | | D | 1 | |
| | | | | | | |
| | | | | | | |
| | | | | | | |
| | | | | | | |
| | | | | | | |
| | | | | | | |
| | | | | | | |
| | | | | | | |
| | | | | | | |

TONER SUPPLY SECTION

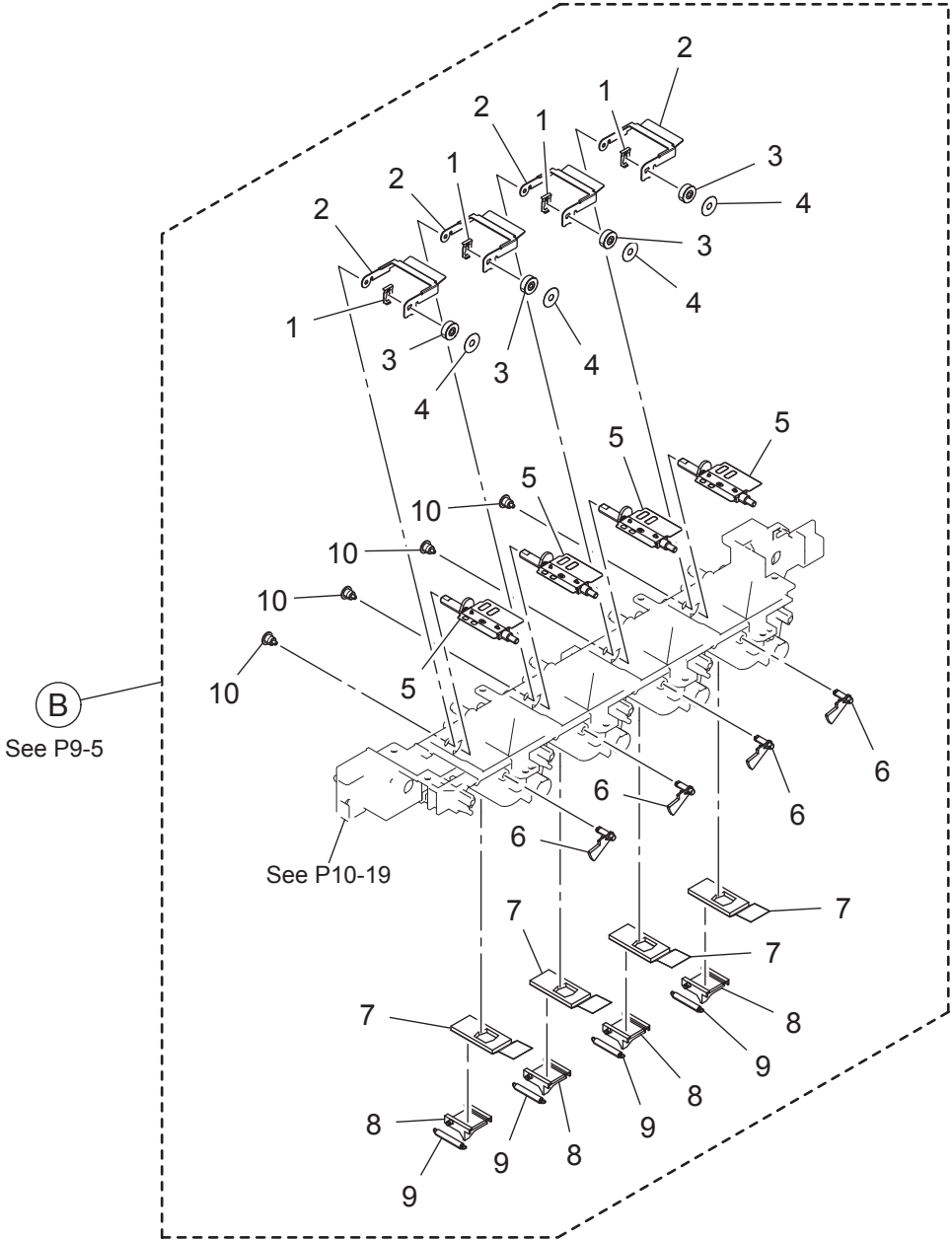
P 10



TONER SUPPLY SECTION

| Key | Part No. | Description | Destinations | Class | QTY | Standard parts |
|-----|------------|-------------------------|--------------|-------|-----|------------------------------|
| 1 | A797N10X00 | Toner Drive harness /1 | トナー駆動束線／1 | D | 1 | a-V153031004 b-V145030803 |
| 2 | A797402100 | Gear 30T | ギア 30 T | C | 4 | |
| 3 | A797402200 | Coupling | カップリング | C | 4 | |
| 4 | A797401400 | Gear 44T | ギア 44 T | C | 2 | |
| 5 | A797402000 | Gear 31T | ギア 31 T | C | 4 | |
| 6 | A797401500 | Gear 24T | ギア 24 T | C | 3 | |
| 7 | A797401600 | Gear 37T | ギア 37 T | C | 2 | |
| 8 | A797401800 | Gear 19T | ギア 19 T | C | 2 | |
| 9 | A797401100 | Gear 36T | ギア 36 T | C | 4 | |
| 10 | A797401200 | Gear 24T | ギア 24 T | C | 4 | |
| 11 | A797401000 | Gear 18T | ギア 18 T | C | 4 | |
| 12 | A797401700 | Gear 22T | ギア 22 T | C | 2 | |
| 13 | A797401300 | Gear 17/65T | ギア 17／65 T | C | 2 | |
| 14 | 4163510201 | BUSHING | 軸受 | C | 4 | |
| 15 | A797402300 | Spacer | スペーサ | D | 4 | |
| 16 | 4576536301 | SEAL | シール | D | 4 | |
| 17 | A161403101 | Holder | ホルダ | C | 4 | |
| 18 | A161400100 | Screw | スクリュー | C | 4 | |
| 19 | A797400000 | Casing | ケーシング | D | 1 | |
| 20 | A7PUM10700 | Stepping motor | ステッピングモータ | C | 2 | |
| 21 | 4333501201 | SEAL | シール | D | 4 | |
| 22 | A161403000 | Bushing | すべり軸受 | D | 4 | |
| 23 | A5C1M50100 | Photointerrupter | 透過型センサ | B | 4 | |
| 24 | A797400900 | Holder | ホルダ | D | 1 | |
| 25 | A797N10E00 | Toner Detection harness | トナー検知束線 | D | 1 | |
| 26 | A797N10Y00 | Toner Drive harness /2 | トナー駆動束線／2 | D | 1 | |
| 27 | A797400700 | Mounting Plate | 取付板 | D | 4 | |
| | | | | | | |
| | | | | | | |
| | | | | | | |
| | | | | | | |
| | | | | | | |
| | | | | | | |

TONER SUPPLY SECTION

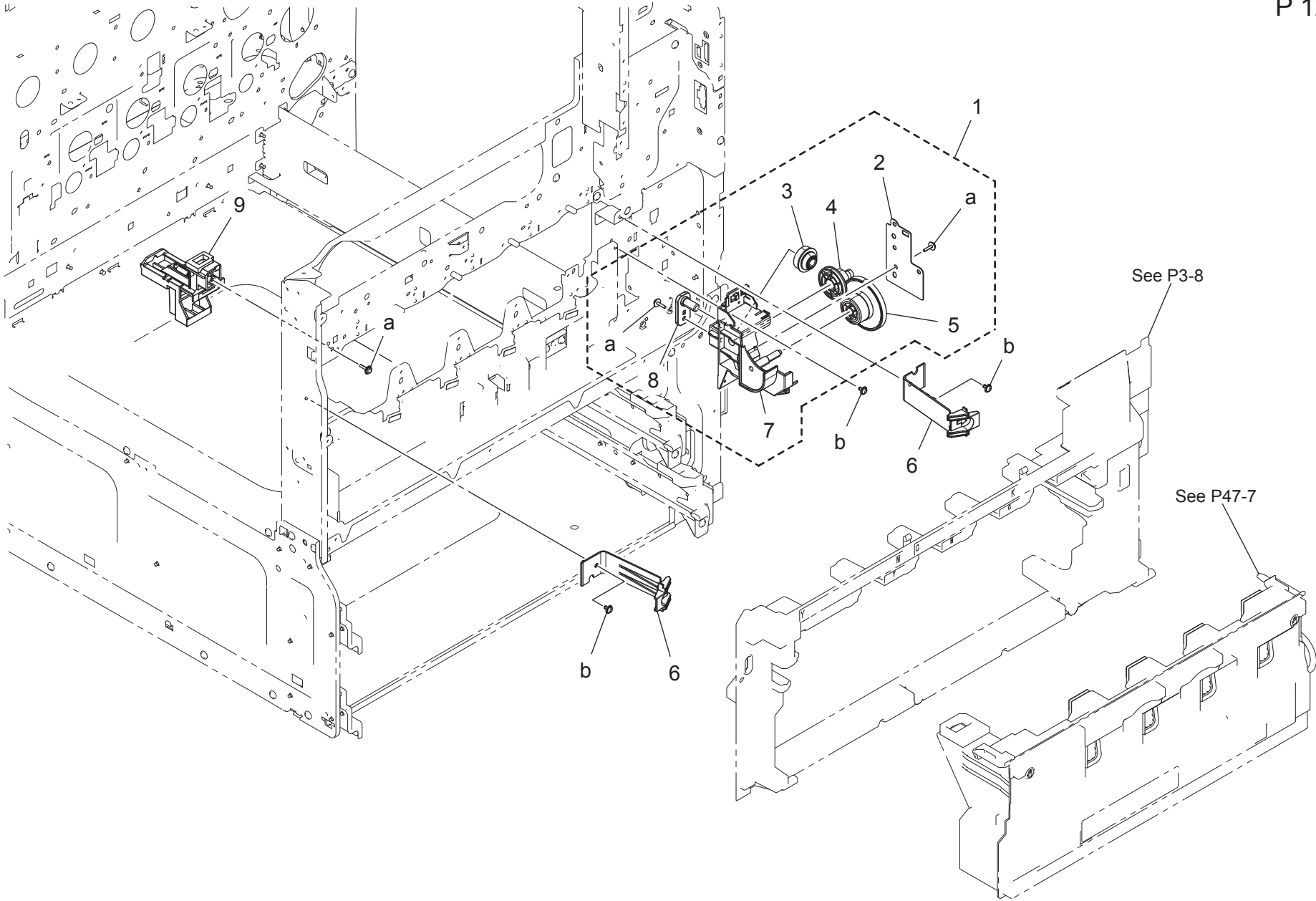


TONER SUPPLY SECTION

| Key | Part No. | Description | Destinations | Class | QTY | Standard parts |
|-----|------------|--------------------|--------------|-------|-----|----------------|
| 1 | A161404200 | Fixing Plate | | D | 4 | |
| 2 | A161400401 | Detecting Plate | | D | 4 | |
| 3 | A161400601 | Detecting Seal | | D | 4 | |
| 4 | A5C1404600 | Washer | | D | 4 | |
| 5 | A5C1F42000 | Agitating Shaft | | D | 4 | |
| 6 | A161404300 | Detecting Actuator | | D | 4 | |
| 7 | A161403200 | Seal | | D | 4 | |
| 8 | A0ED401000 | Shutter | | D | 4 | |
| 9 | 4036534801 | TENSION SPRING | | C | 4 | |
| 10 | A161400800 | Pin | | D | 4 | |
| | | | | | | |
| | | | | | | |
| | | | | | | |
| | | | | | | |
| | | | | | | |
| | | | | | | |
| | | | | | | |
| | | | | | | |
| | | | | | | |

WASTE TONER BOX SECTION

P 12

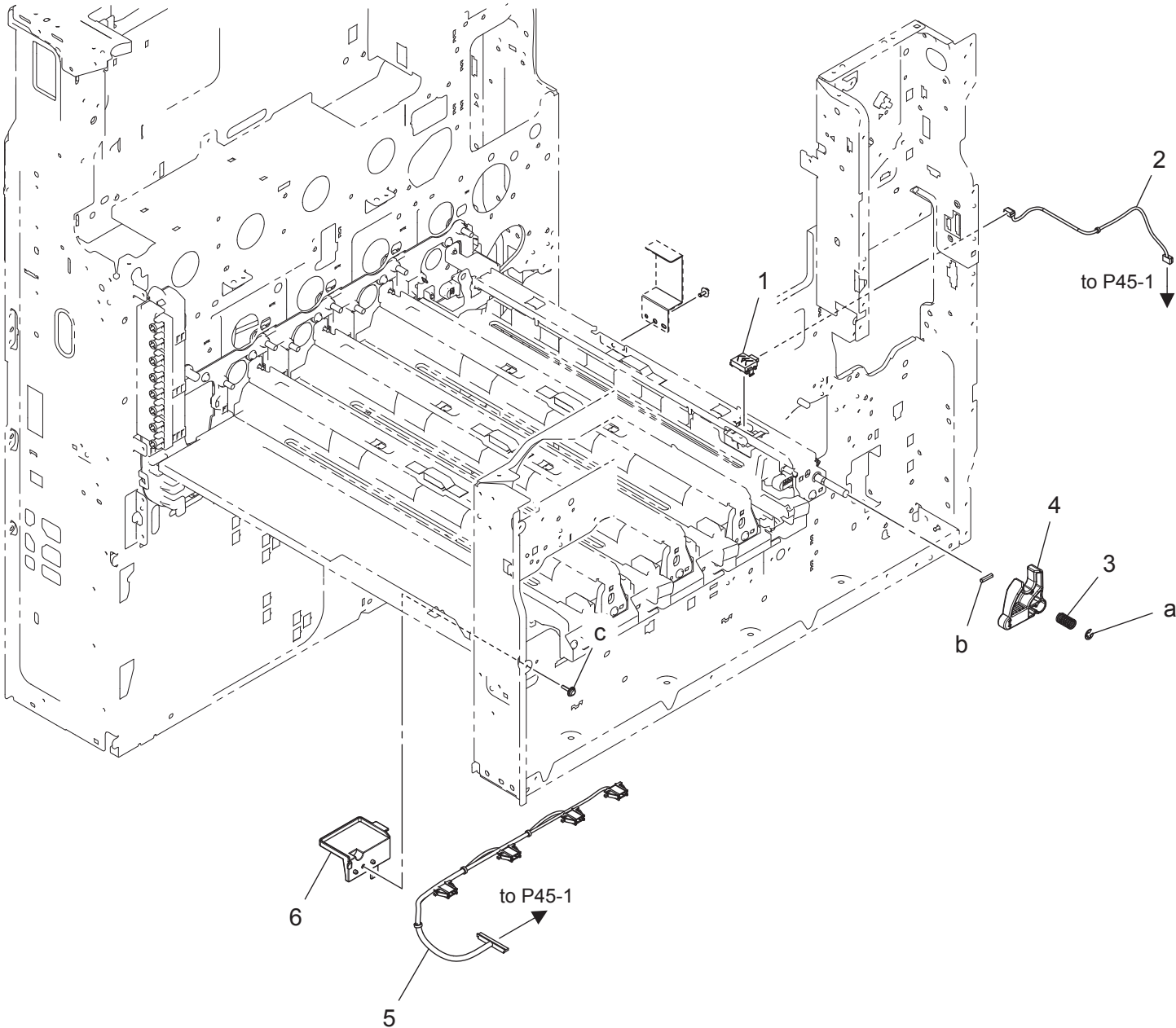


WASTE TONER BOX SECTION

| Key | Part No. | Description | Destinations | Class | QTY | Standard parts |
|-----|------------|------------------------|-----------------------|-------|-----|------------------------------|
| 1 | A797R71400 | Waste Toner Drive Assy | 廃棄トナー駆動 A s s y | S | 1 | a-V153031004 b-V127030604 |
| 2 | A797245500 | Hold Plate | 保持板 | D | 1 | |
| 3 | A0ED245000 | Gear 20/20T | ギア (廃トナー 1) 20 / 20 T | D | 1 | |
| 4 | A161245100 | Gear 16/40T | ギア 16 / 40 T | D | 1 | |
| 5 | A161245400 | Gear 16/51T | ギア 16 / 51 T | D | 1 | |
| 6 | A161165700 | Fixing Claw | 固定爪 | D | 2 | |
| 7 | A797258601 | Holder | ホルダ | D | 1 | |
| 8 | A797245300 | Shaft | 軸 | D | 1 | |
| 9 | A797R71600 | Waste Toner Pipe Assy | 廃棄トナーパイプ A s s y | C | 1 | |
| | | | | | | |
| | | | | | | |
| | | | | | | |
| | | | | | | |
| | | | | | | |
| | | | | | | |
| | | | | | | |
| | | | | | | |
| | | | | | | |
| | | | | | | |

DV LOCK LEVER SECTION

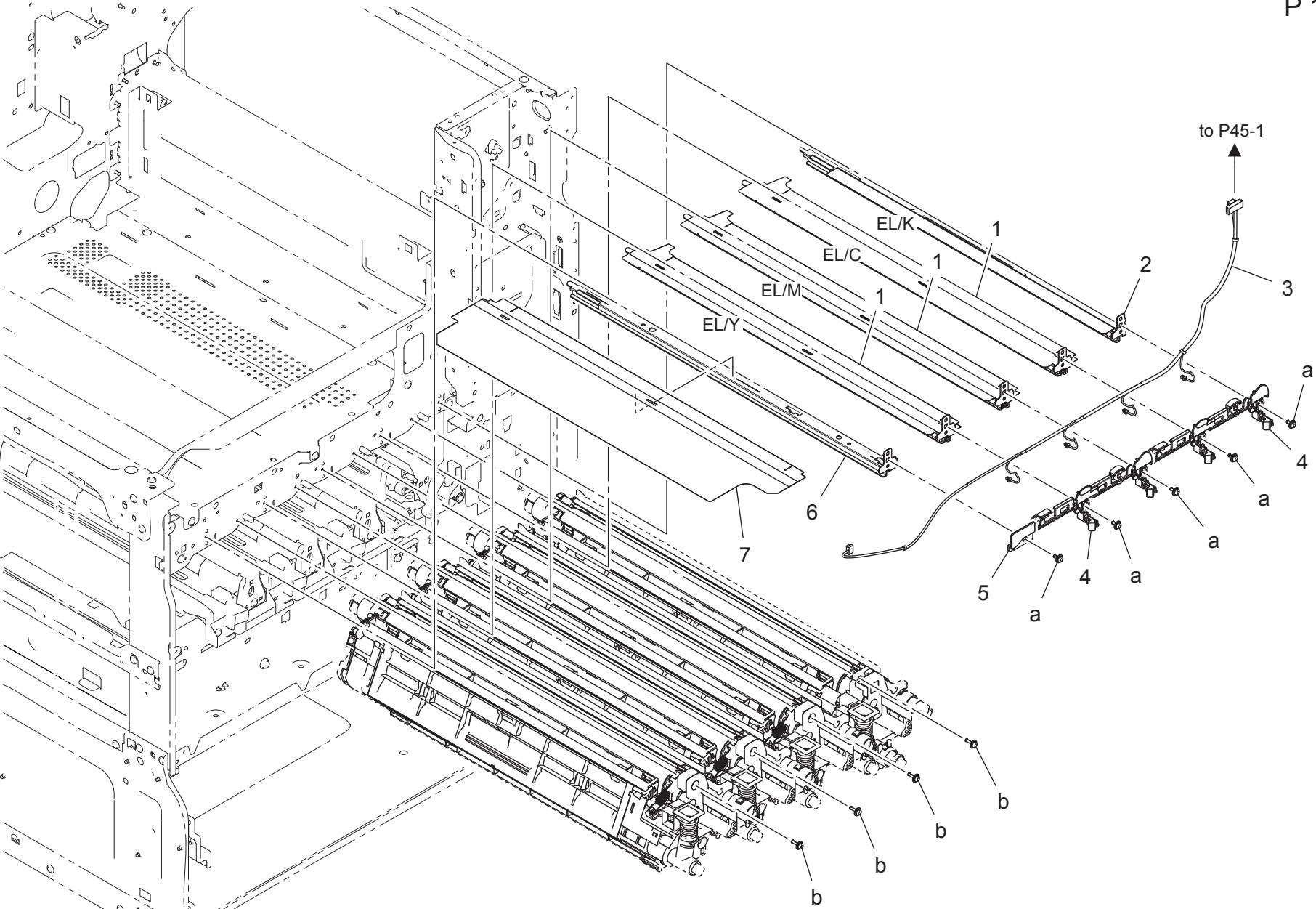
P 13



DV LOCK LEVER SECTION

[illegible]

ERASE LAMP SECTION



ERASE LAMP SECTION

[illegible]

IMAGE TRANSFER BELT SECTION

P 15

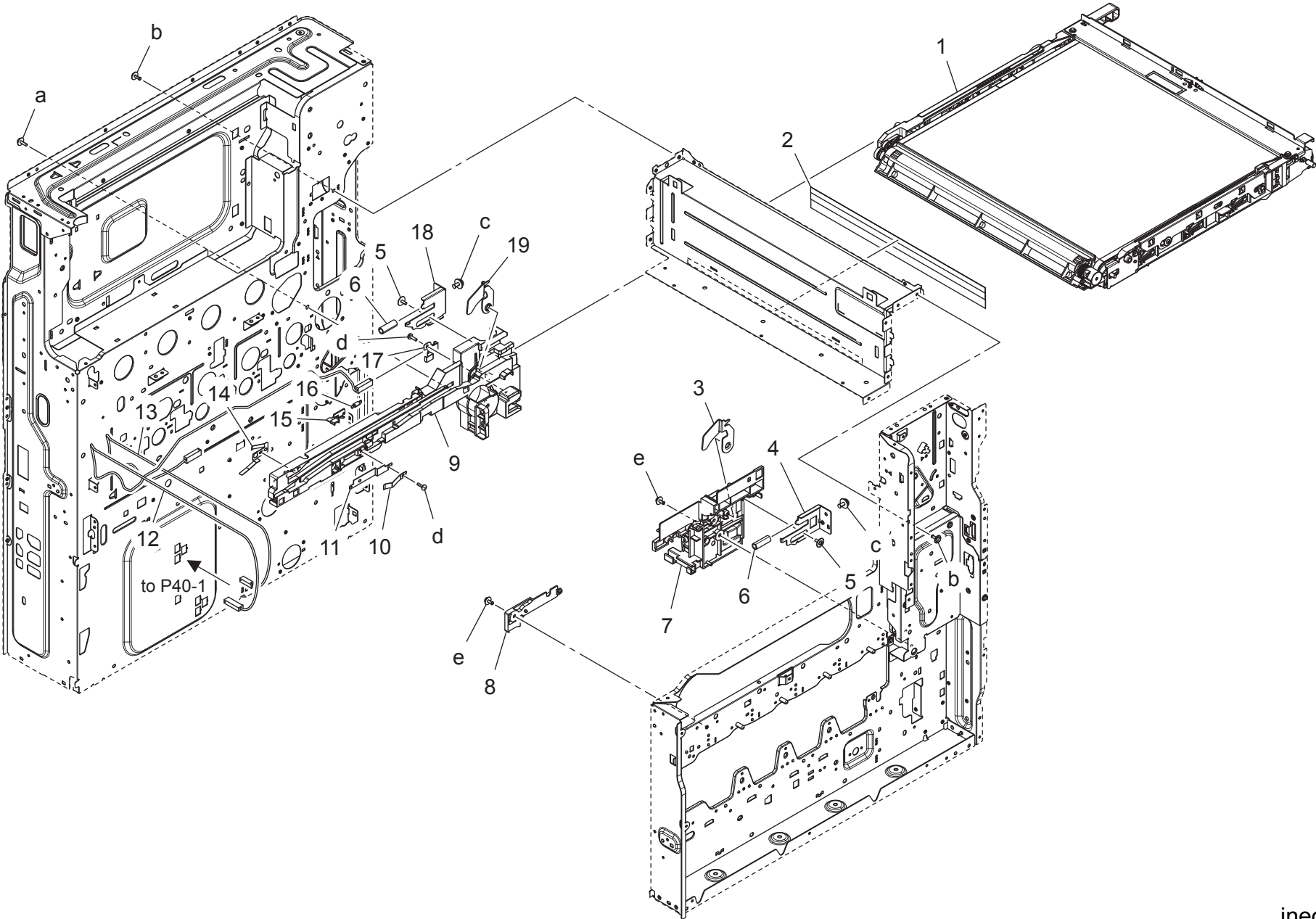


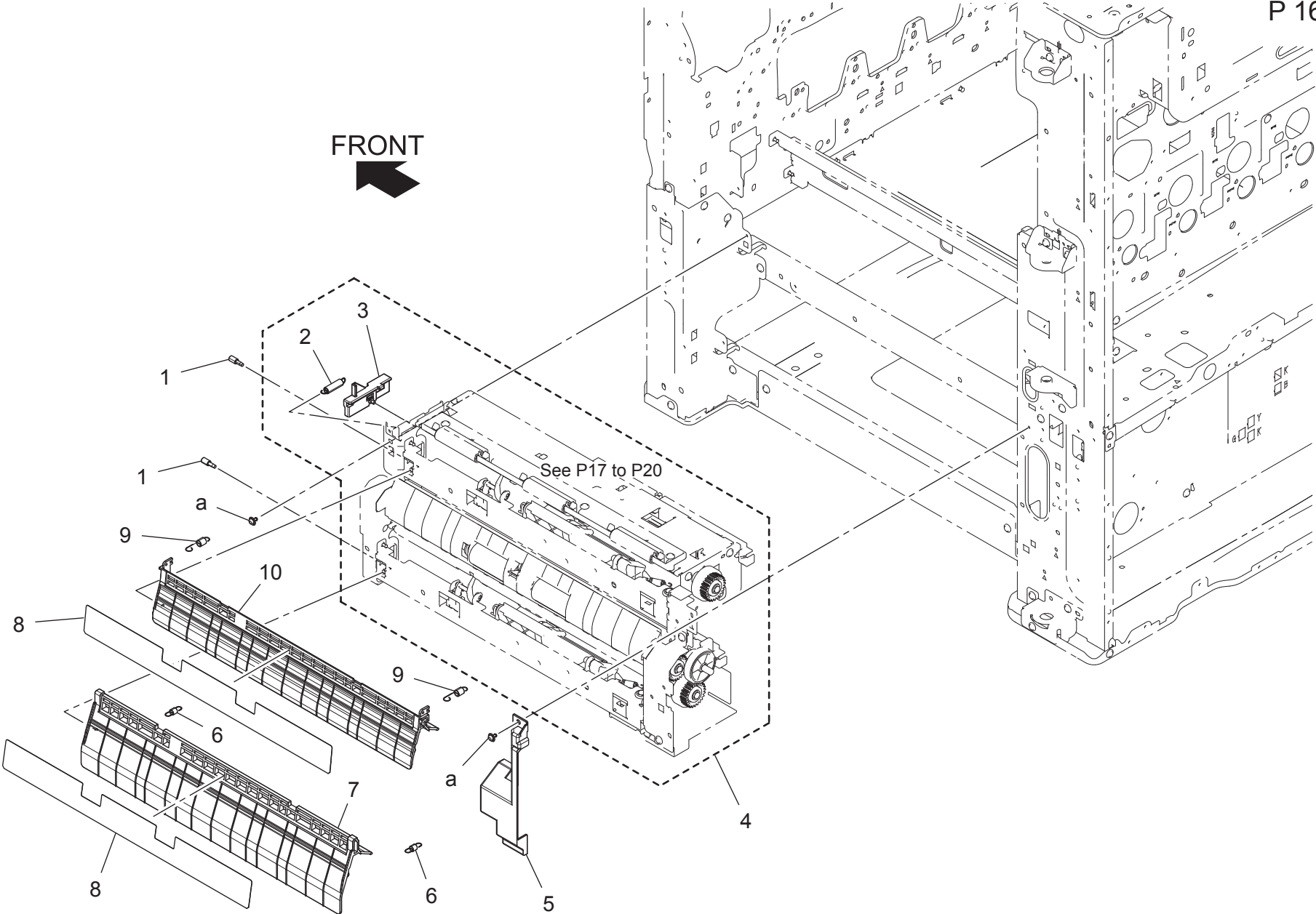
IMAGE TRANSFER BELT SECTION

Page. 15

| Key | Part No. | Description | Destinations | Class | QTY | Standard parts |
|-----|------------|-------------------------|--------------|-------|-----|--|
| 1 | A797R70011 | Image Transfer Belt Kit | | A | 1 | a-V153030803 b-V144030803 c-V116040803 d-V145030803 e-V125030803 |
| 2 | A797102701 | Seal | | C | 1 | |
| 3 | A5C1112800 | Arm /Front | | D | 1 | |
| 4 | A161112500 | Lever /Front | | D | 1 | |
| 5 | 4163529301 | SCREW | | C | 2 | |
| 6 | A0ED111000 | Compressing Coil spring | | D | 2 | |
| 7 | A797110200 | Rail | | D | 1 | |
| 8 | A161110300 | Rail | | D | 1 | |
| 9 | A797110101 | Rail | | D | 1 | |
| 10 | A0ED111500 | Contact /Color | | D | 1 | |
| 11 | A797111700 | Contact | | D | 1 | |
| 12 | A797N10W00 | Transfer Wiring /2 | | D | 1 | |
| 13 | A797N10V00 | Transfer Wiring /1 | | D | 1 | |
| 14 | A0ED112000 | Contact | | D | 1 | |
| 15 | A161110500 | Detecting Plate | | D | 1 | |
| 16 | A0ED110900 | Pulling Coil spring | | C | 1 | |
| 17 | A797112300 | Contact | | D | 1 | |
| 18 | A797112100 | Lever /Rear | | D | 1 | |
| 19 | A797112900 | Arm /Rear | | D | 1 | |
| | | | | | | |
| | | | | | | |
| | | | | | | |
| | | | | | | |
| | | | | | | |
| | | | | | | |
| | | | | | | |
| | | | | | | |

PAPER FEED SECTION

P 16

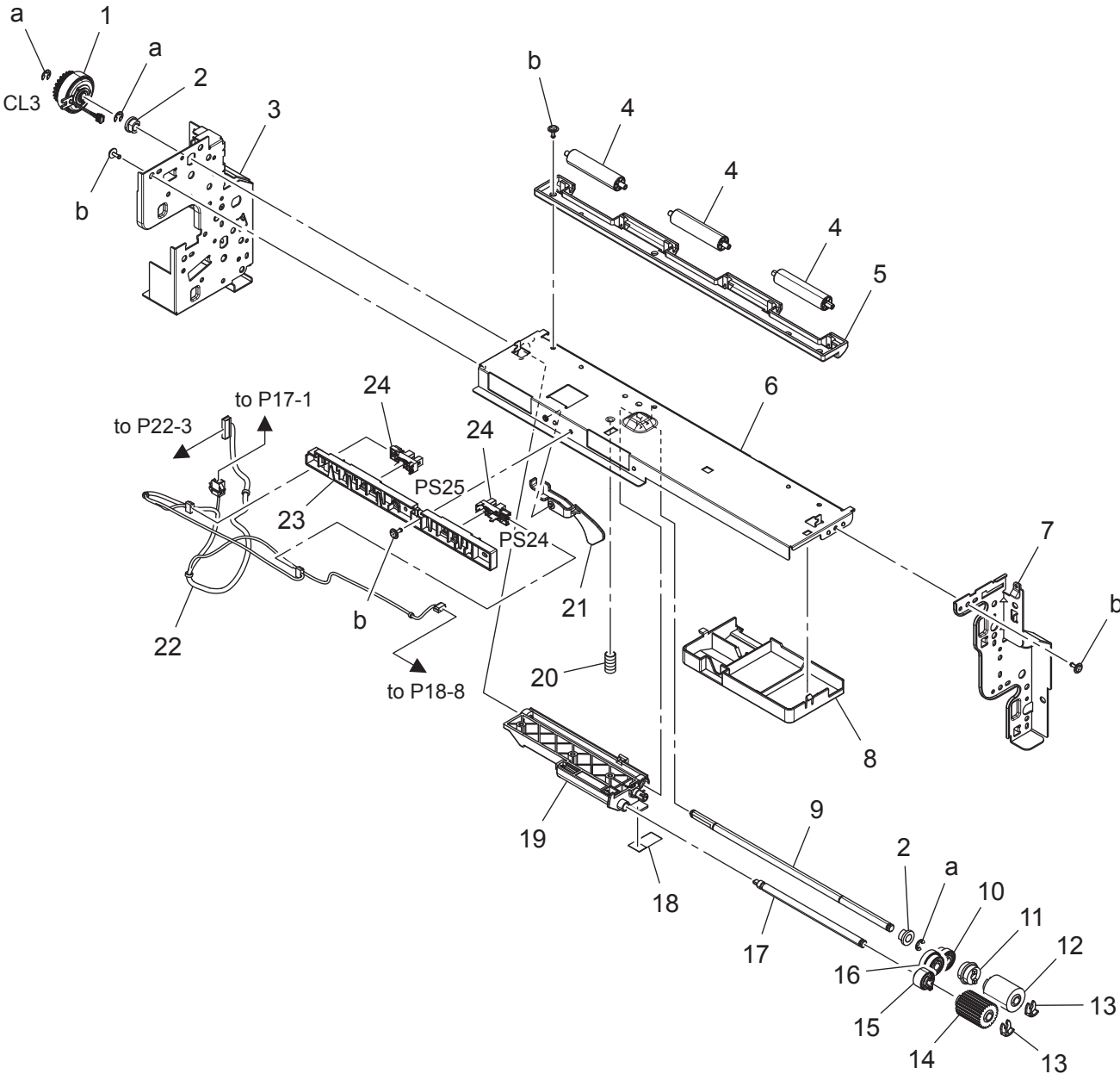


PAPER FEED SECTION

[illegible]

1ST PAPER FEED SECTION

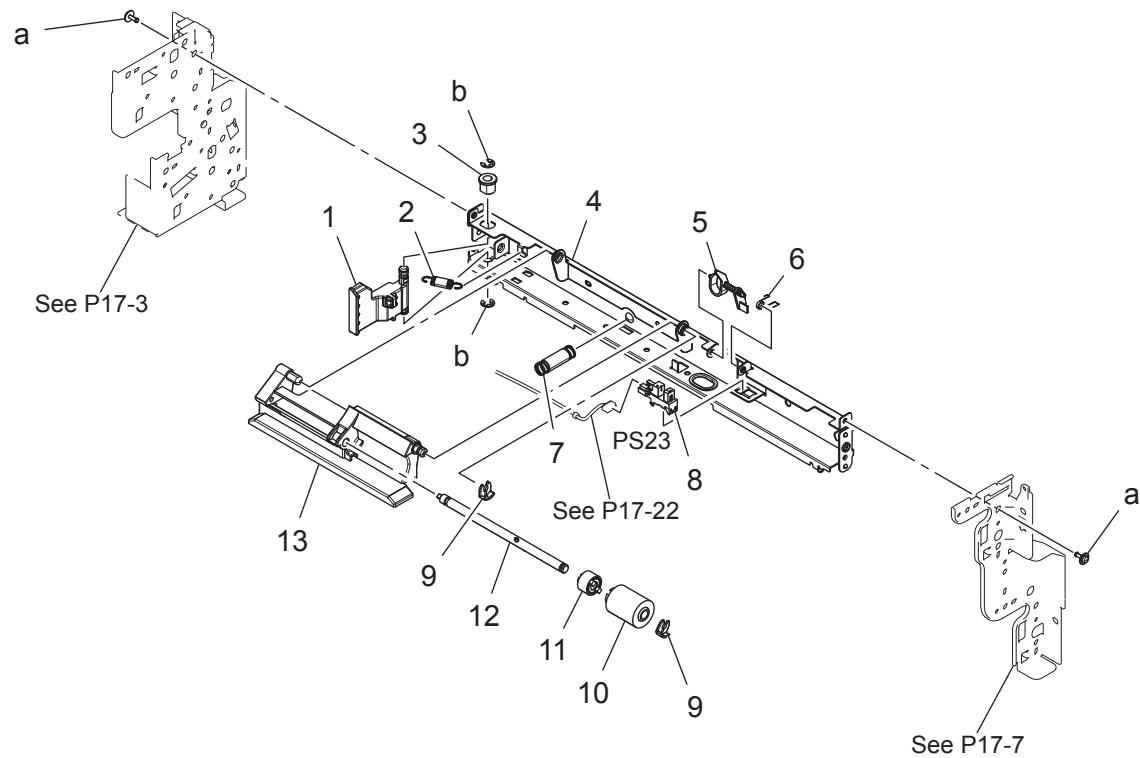
P 17



1ST PAPER FEED SECTION

| Key | Part No. | Description | Destinations | Class | QTY | Standard parts |
|-----|------------|-----------------------------|--------------|-------|-----|------------------------------|
| 1 | A7AHM20500 | Clutch | | C | 1 | a-V217040001 b-V144030803 |
| 2 | A00J663200 | Bushing | | C | 2 | |
| 3 | A797560201 | Frame /Rear | | D | 1 | |
| 4 | A161825700 | Idle Roller /A | | D | 3 | |
| 5 | A797566001 | Mounting Plate | | D | 1 | |
| 6 | A797565200 | Paper feed Frame | | D | 1 | |
| 7 | A797560101 | Frame /Front | | D | 1 | |
| 8 | A7AH565702 | Conveyance Guide | | D | 1 | |
| 9 | A797560500 | Paper feed Shaft | | D | 1 | |
| 10 | A7AH562400 | Paper feed Gear | | C | 1 | |
| 11 | A02E561100 | Clutch | | C | 1 | |
| 12 | A00J563600 | Roller | | A | 1 | |
| 13 | 56AA40490 | SHAFT STOPPER 4 | | C | 2 | |
| 14 | A5C1562200 | Roller | | A | 1 | |
| 15 | A7AH562600 | Conveyance Gear 28T | | C | 1 | |
| 16 | A7AH562300 | Idling Gear | | C | 1 | |
| 17 | A7AH563400 | Support Shaft | | D | 1 | |
| 18 | A7AH562900 | Protection Sheet | | C | 1 | |
| 19 | A7AH562100 | Conveyance Guide /4 | | D | 1 | |
| 20 | A7AH562801 | Compressing Coil spring | | C | 1 | |
| 21 | A7AH561601 | Detecting Lever | | C | 1 | |
| 22 | A797N10P00 | Paperfeed Detection harness | | D | 1 | |
| 23 | A797579600 | Guide | | D | 1 | |
| 24 | A5C1M50100 | Photointerrupter | | B | 2 | |
| | | | | | | |
| | | | | | | |
| | | | | | | |
| | | | | | | |
| | | | | | | |
| | | | | | | |
| | | | | | | |
| | | | | | | |
| | | | | | | |
| | | | | | | |
| | | | | | | |
| | | | | | | |

1ST PAPER FEED SECTION

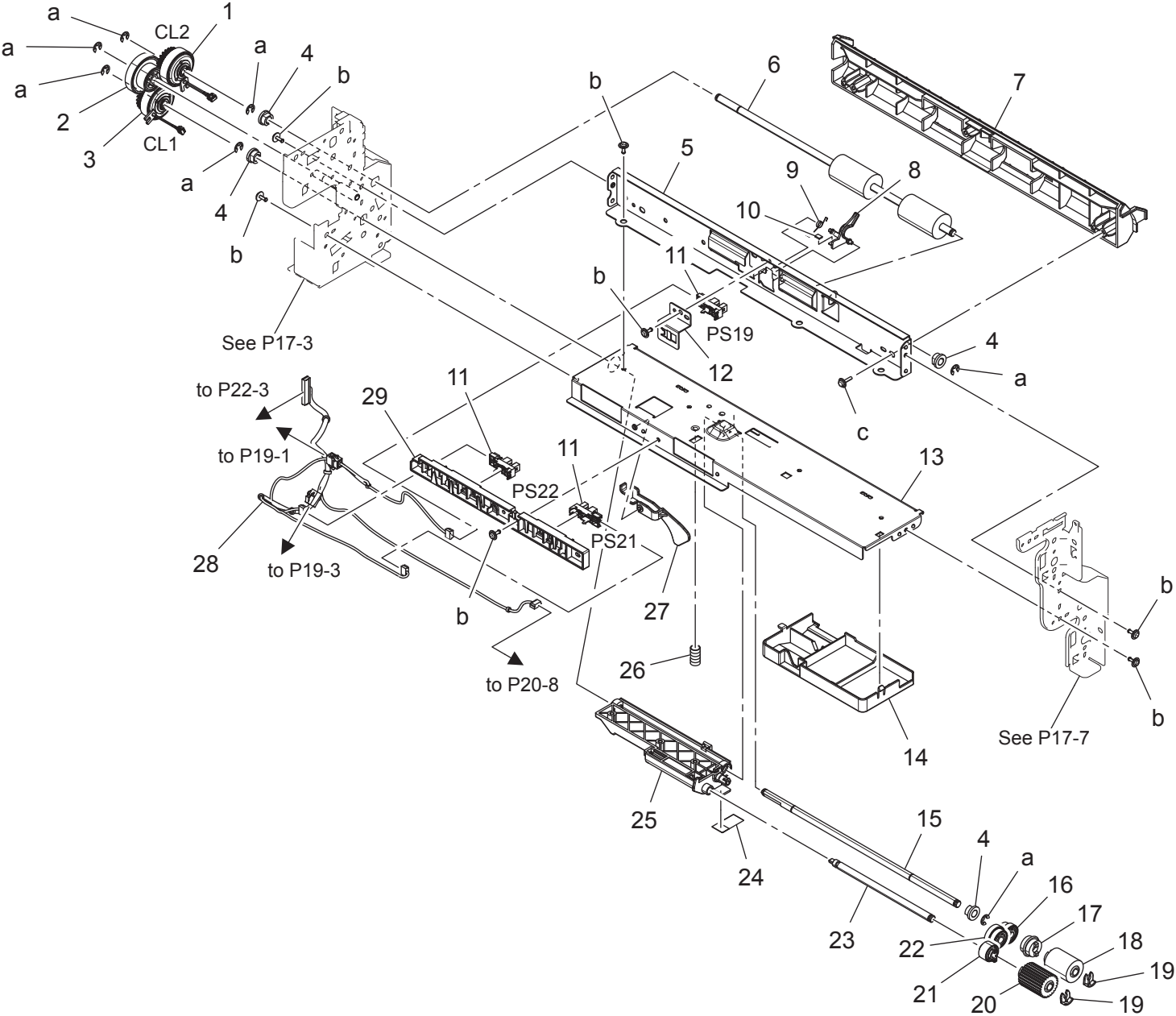


1ST PAPER FEED SECTION

| Key | Part No. | Description | Destinations | Class | QTY | Standard parts |
|-----|------------|-------------------------|--------------|-------|-----|------------------------------|
| 1 | A7AH564101 | Release Lever | | C | 1 | a-V144030803 b-V217040001 |
| 2 | A797564400 | Pulling Coil spring | | C | 1 | |
| 3 | A02E815200 | BUSHING | | C | 1 | |
| 4 | A797563900 | Frame | | D | 1 | |
| 5 | A7AH560800 | Actuator | | C | 1 | |
| 6 | A797560701 | Torsion Coil spring | | C | 1 | |
| 7 | A7AH561300 | Compressing Coil spring | | C | 1 | |
| 8 | A5C1M50100 | Photointerrupter | | B | 1 | |
| 9 | 56AA40490 | SHAFT STOPPER 4 | | C | 2 | |
| 10 | A00J563600 | Roller | | A | 1 | |
| 11 | A0ED563900 | Torque limiter | | C | 1 | |
| 12 | A7AH565000 | Support Shaft | | D | 1 | |
| 13 | A7AH563101 | Holder | | D | 1 | |
| | | | | | | |
| | | | | | | |
| | | | | | | |
| | | | | | | |
| | | | | | | |
| | | | | | | |
| | | | | | | |
| | | | | | | |
| | | | | | | |

2ND PAPER FEED SECTION

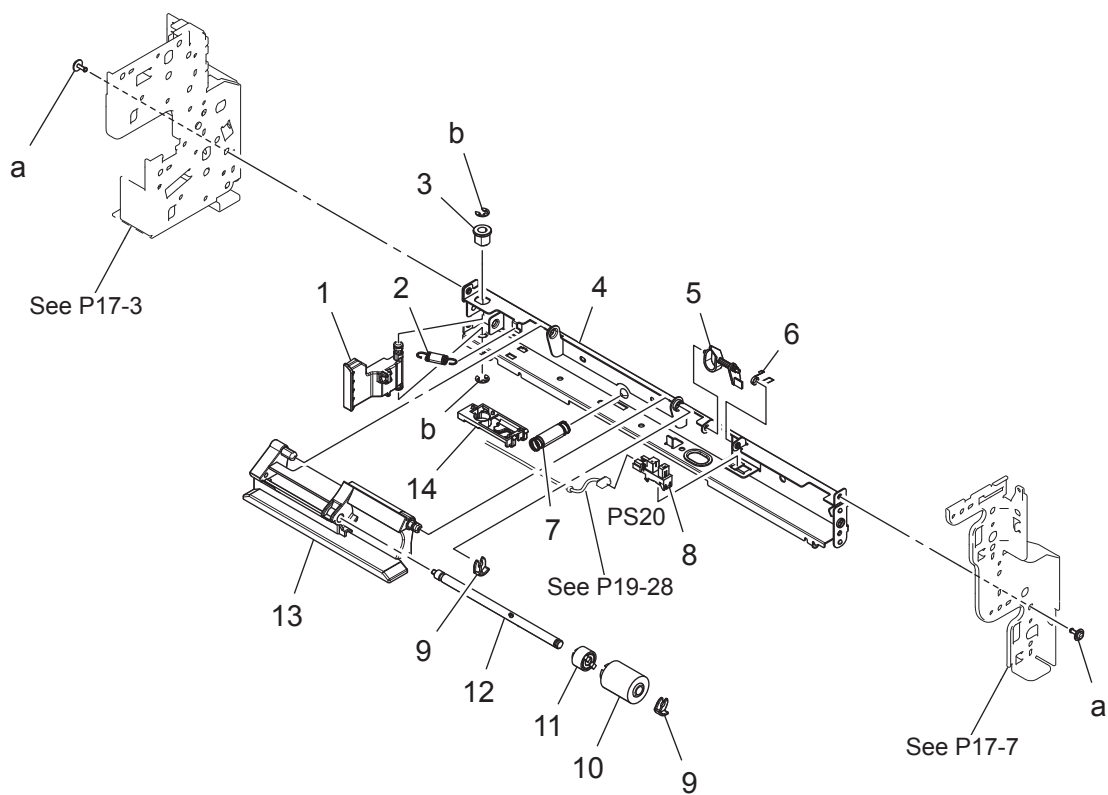
P 19



2ND PAPER FEED SECTION

| Key | Part No. | Description | Destinations | Class | QTY | Standard parts |
|-----|------------|-----------------------------|--------------|-------|-----|--|
| 1 | A7AHM20400 | Clutch | | C | 1 | a-V217040001 b-V144030803 c-V153031004 |
| 2 | A797563700 | Gear 20/32T | | C | 1 | |
| 3 | A7AHM20500 | Clutch | | C | 1 | |
| 4 | A00J663200 | Bushing | | C | 4 | |
| 5 | A797579100 | Mounting Plate | | D | 1 | |
| 6 | A797578100 | Drive Roller | | C | 1 | |
| 7 | A797578200 | Conveyance Guide | | C | 1 | |
| 8 | A797578600 | Actuator | | C | 1 | |
| 9 | A797578800 | Torsion Coil spring | | C | 1 | |
| 10 | A161702100 | Cushion /C | | C | 1 | |
| 11 | A5C1M50100 | Photointerrupter | | B | 3 | |
| 12 | A797579300 | Mounting Plate | | D | 1 | |
| 13 | A797565300 | Paper feed Frame | | D | 1 | |
| 14 | A7AH565702 | Conveyance Guide | | D | 1 | |
| 15 | A797560600 | Paper feed Shaft | | D | 1 | |
| 16 | A7AH562400 | Paper feed Gear | | C | 1 | |
| 17 | A02E561100 | Clutch | | C | 1 | |
| 18 | A00J563600 | Roller | | A | 1 | |
| 19 | 56AA40490 | SHAFT STOPPER 4 | | C | 2 | |
| 20 | A5C1562200 | Roller | | A | 1 | |
| 21 | A7AH562600 | Conveyance Gear 28T | | C | 1 | |
| 22 | A7AH562300 | Idling Gear | | C | 1 | |
| 23 | A7AH563400 | Support Shaft | | D | 1 | |
| 24 | A7AH562900 | Protection Sheet | | C | 1 | |
| 25 | A7AH562100 | Conveyance Guide /4 | | D | 1 | |
| 26 | A7AH562801 | Compressing Coil spring | | C | 1 | |
| 27 | A7AH561601 | Detecting Lever | | C | 1 | |
| 28 | A797N10Q01 | Paperfeed Detection harness | | D | 1 | |
| 29 | A797579600 | Guide | | D | 1 | |
| | | | | | | |
| | | | | | | |
| | | | | | | |
| | | | | | | |
| | | | | | | |
| | | | | | | |

2ND PAPER FEED SECTION

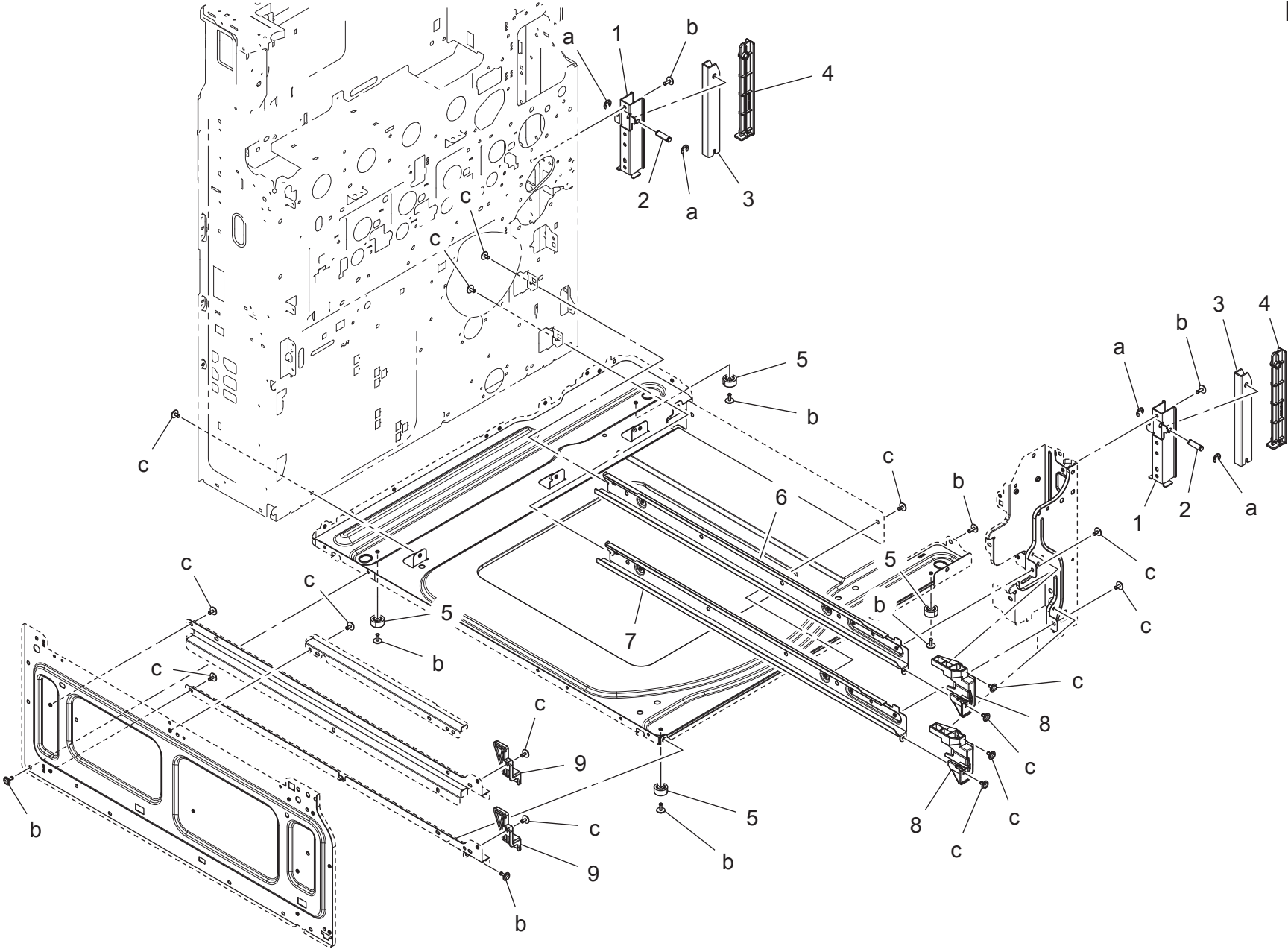


2ND PAPER FEED SECTION

| Key | Part No. | Description | Destinations | Class | QTY | Standard parts |
|-----|------------|-------------------------|--------------|-------|-----|------------------------------|
| 1 | A7AH564101 | Release Lever | | C | 1 | a-V144030803 b-V217040001 |
| 2 | A797564400 | Pulling Coil spring | | C | 1 | |
| 3 | A02E815200 | BUSHING | | C | 1 | |
| 4 | A797563900 | Frame | | D | 1 | |
| 5 | A7AH560800 | Actuator | | C | 1 | |
| 6 | A797560701 | Torsion Coil spring | | C | 1 | |
| 7 | A7AH561300 | Compressing Coil spring | | C | 1 | |
| 8 | A5C1M50100 | Photointerrupter | | B | 1 | |
| 9 | 56AA40490 | SHAFT STOPPER 4 | | C | 2 | |
| 10 | A00J563600 | Roller | | A | 1 | |
| 11 | A0ED563900 | Torque limiter | | C | 1 | |
| 12 | A7AH565000 | Support Shaft | | D | 1 | |
| 13 | A7AH563101 | Holder | | D | 1 | |
| 14 | A797569100 | Guide | | D | 1 | |
| | | | | | | |
| | | | | | | |
| | | | | | | |
| | | | | | | |
| | | | | | | |
| | | | | | | |
| | | | | | | |
| | | | | | | |

CASSETTE RAIL SECTION

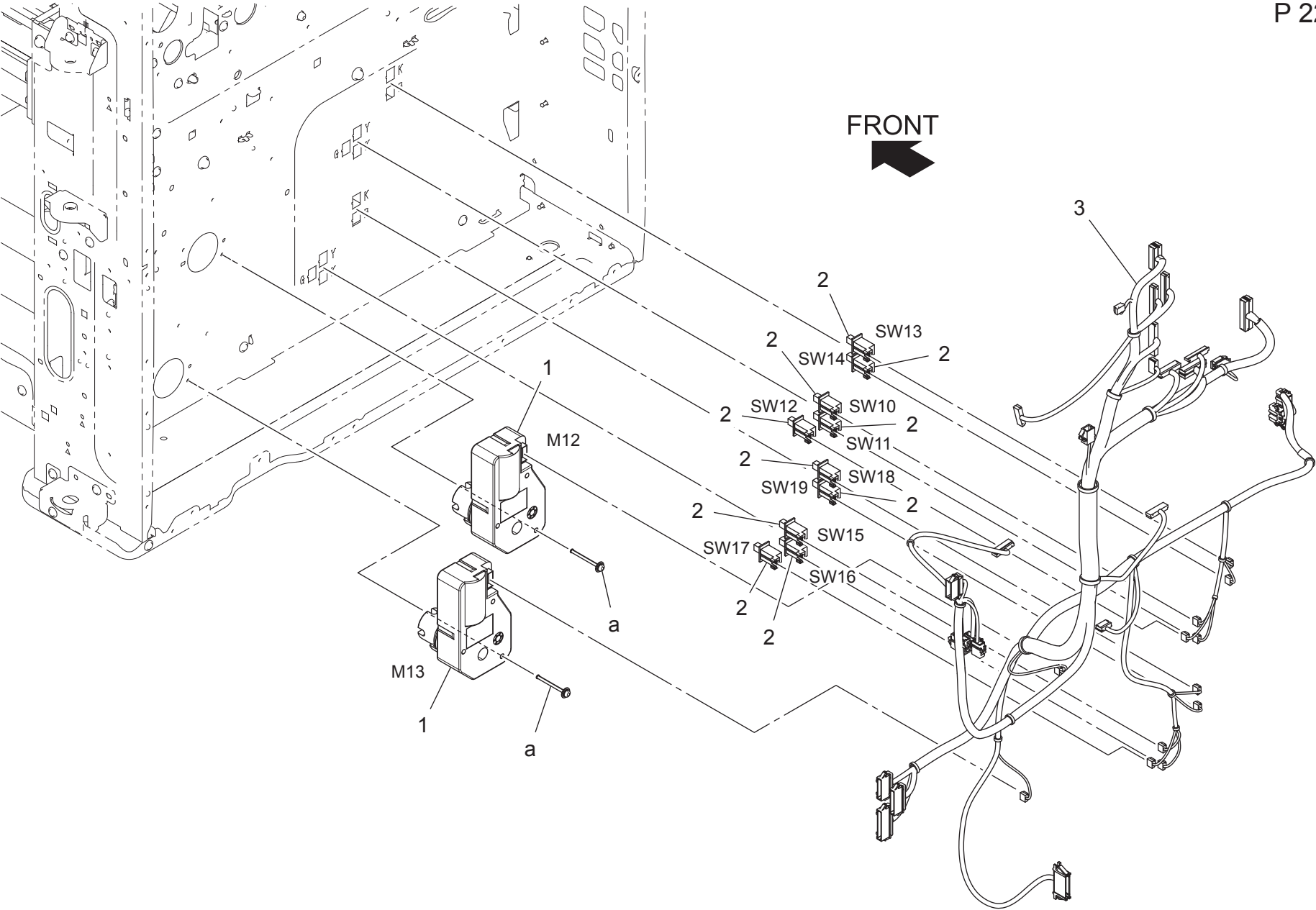
P 21



CASSETTE RAIL SECTION

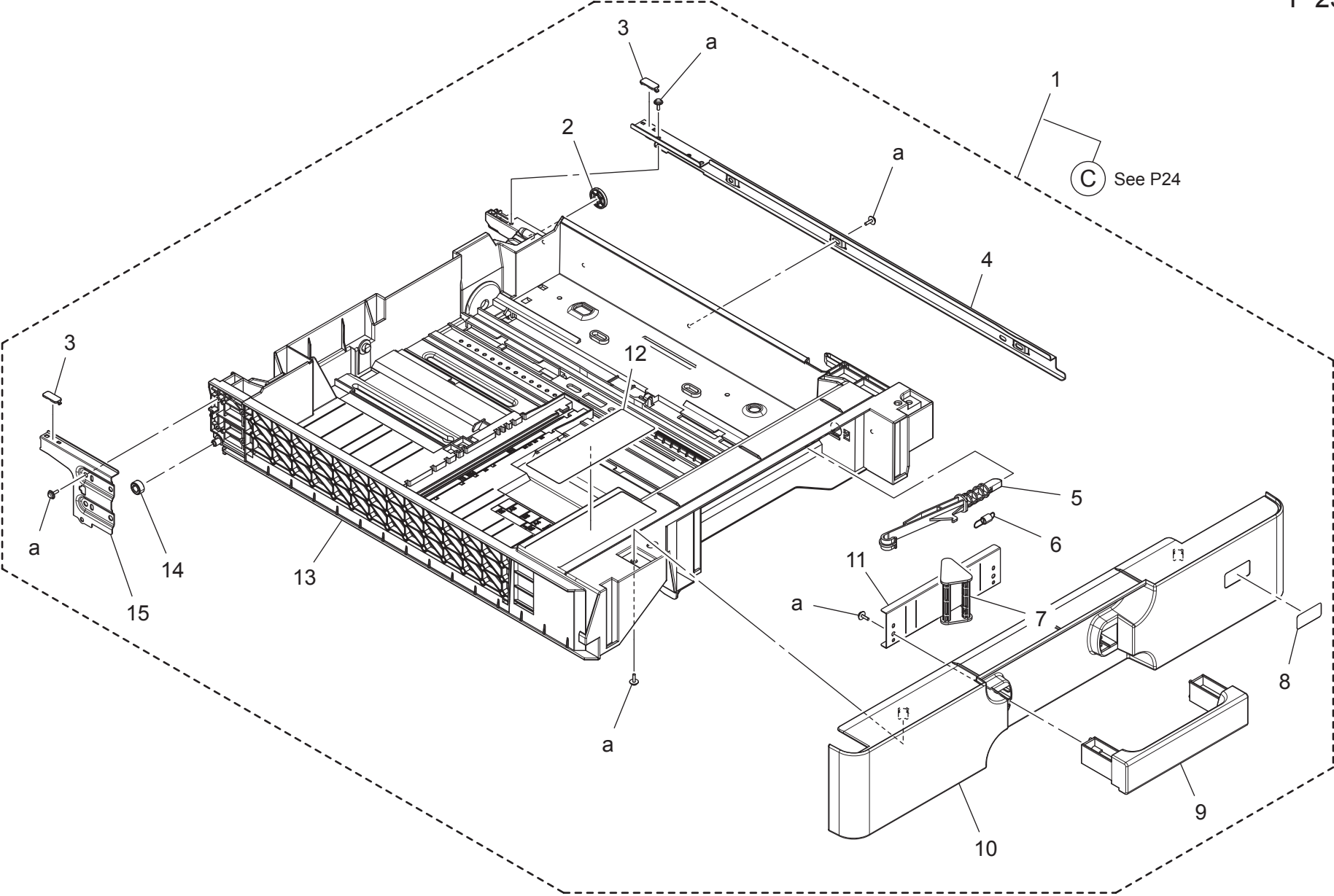
| Key | Part No. | Description | | Destinations | Class | QTY | Standard parts |
|-----|------------|----------------|-------|--------------|-------|-----|--|
| 1 | A797101600 | Mounting Plate | 取付板 | | D | 2 | a-V217040001 b-V144030803 c-V144030603 |
| 2 | A797101900 | Shaft | 軸 | | D | 2 | |
| 3 | A797101700 | Lever | レバー | | D | 2 | |
| 4 | A797101800 | Cover | カバー | | D | 2 | |
| 5 | 0996305501 | RUBBER FOOT | コ ムアシ | | C | 4 | |
| 6 | A797102901 | Rail | レール | | D | 1 | |
| 7 | A797103001 | Rail | レール | | D | 1 | |
| 8 | A7AH120102 | Stopper | ストッパ | | C | 2 | |
| 9 | A7AH121301 | Stopper | ストッパ | | C | 2 | |
| | | | | | | | |
| | | | | | | | |
| | | | | | | | |
| | | | | | | | |
| | | | | | | | |
| | | | | | | | |
| | | | | | | | |
| | | | | | | | |
| | | | | | | | |
| | | | | | | | |

PAPER SIZE DETECTION SECTION



| Key | Part No. | Description | | Destinations | Class | QTY | Standard parts |
|-----|------------|---------------------|----------|--------------|-------|-----|----------------|
| 1 | 9J06M10300 | MOTOR | マグネットモータ | | B | 2 | a-V116033003 |
| 2 | A797M60100 | Switch | スイッチ | | C | 10 | |
| 3 | A797N10A01 | Main body Wiring /1 | 本体束線／1 | | D | 1 | |
| | | | | | | | |
| | | | | | | | |
| | | | | | | | |
| | | | | | | | |
| | | | | | | | |
| | | | | | | | |
| | | | | | | | |
| | | | | | | | |

1ST CASSETTE SECTION

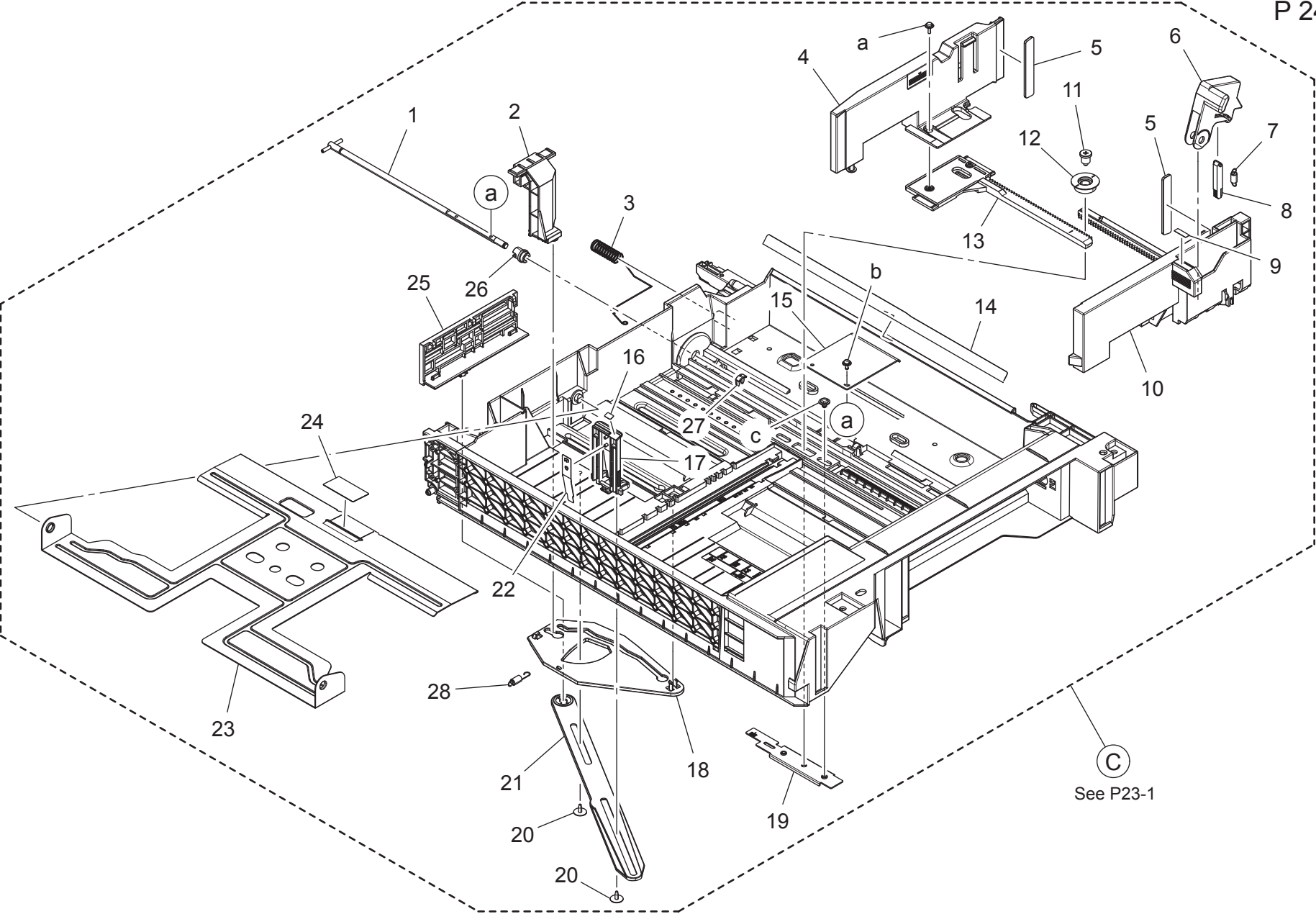


1ST CASSETTE SECTION

| Key | Part No. | Description | | Destinations | Class | QTY | Standard parts |
|-----|------------|---------------------|-------------------|--------------|-------|-----|----------------|
| 1 | A797R72000 | 1st Cassette Assy | 1 段目カセット A s s y | | S | 1 | a-V153030803 |
| 2 | A7AH629901 | Roll | ころ | | C | 1 | |
| 3 | A7AH622901 | Slide Part | すべり材 | | D | 2 | |
| 4 | A7AH623400 | Rail | レール | | D | 1 | |
| 5 | A7AH624100 | Lever | レバー | | C | 1 | |
| 6 | A161626800 | Pulling Coil spring | 引張りコイルばね (ロックレバー) | | C | 1 | |
| 7 | A161626602 | Lever | レバー (解除) | | C | 1 | |
| 8 | A7AH941100 | Label 1 | ラベル 1 | | C | 1 | |
| 9 | A7AH626901 | Handle | 取手 | | C | 1 | |
| 10 | A797625100 | Cover /Upper | カバー／上 | | C | 1 | |
| 11 | A7AH624300 | Holder | ホルダ | | D | 1 | |
| 12 | A7AH941001 | Label Paper supply | ラベル 用紙補給 | | C | 1 | |
| 13 | A797620100 | Paper feed Cassette | 給紙カセット／B 4 | | D | 1 | |
| 14 | A161623400 | Roll | ころ | | D | 1 | |
| 15 | A7AH623201 | Rail /Left | レール／左 | | D | 1 | |
| | | | | | | | |
| | | | | | | | |
| | | | | | | | |
| | | | | | | | |
| | | | | | | | |
| | | | | | | | |
| | | | | | | | |
| | | | | | | | |
| | | | | | | | |

1ST CASSETTE SECTION

P 24

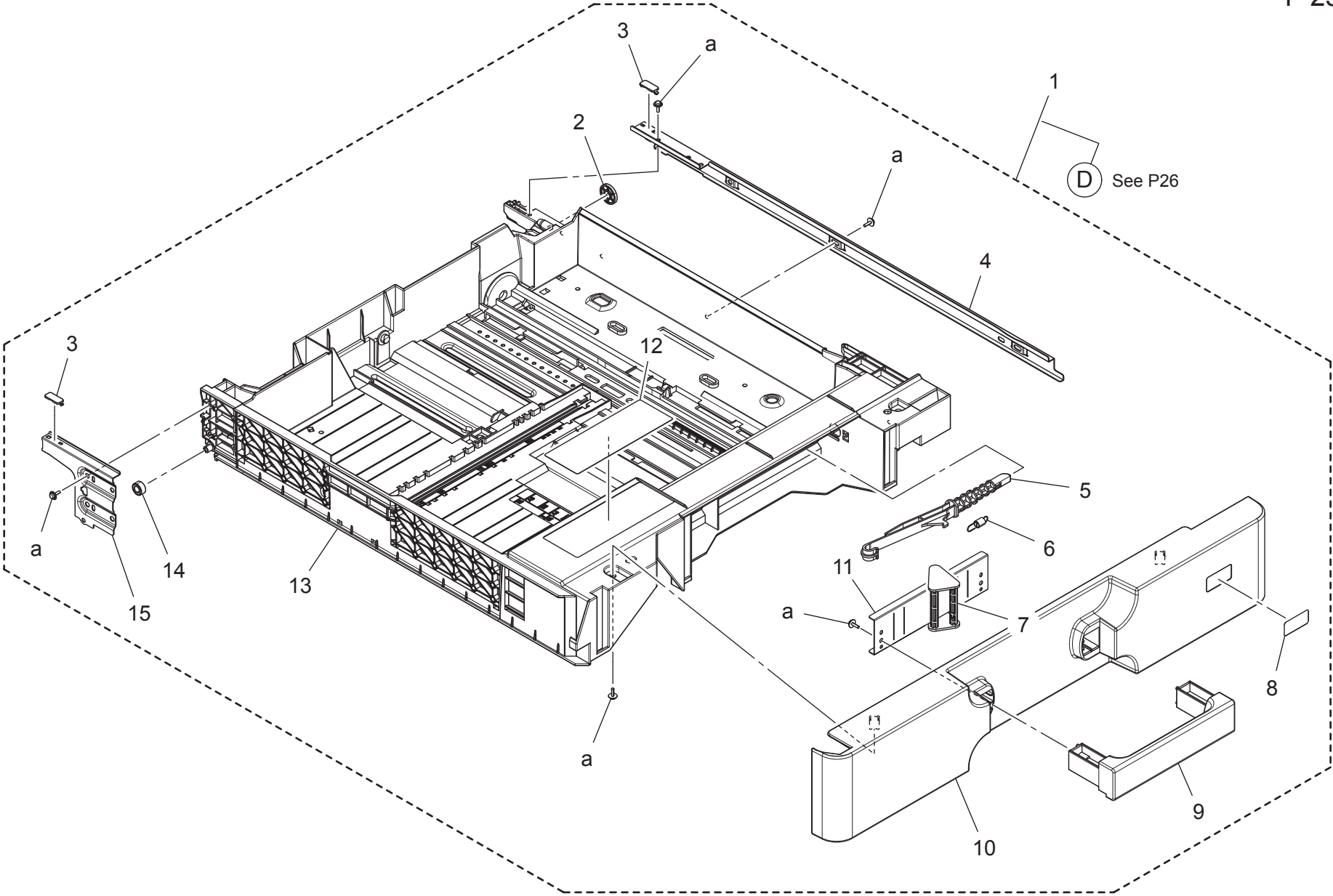


1ST CASSETTE SECTION

| Key | Part No. | Description | Destinations | Class | QTY | Standard parts |
|-----|------------|------------------------|--------------|-------|-----|--|
| 1 | A7AH621601 | Lifting Shaft | | D | 1 | a-V153030803 b-V125030803 c-V125040803 |
| 2 | A797623600 | Lever /2 | | D | 1 | |
| 3 | A7AH622100 | Ground Spring | | C | 1 | |
| 4 | A797620900 | Regulating Plate /Rear | | C | 1 | |
| 5 | A161624100 | Cushion | | C | 2 | |
| 6 | A7AH621300 | Operation Lever | | C | 1 | |
| 7 | A7AH621000 | Pulling Coil spring | | C | 1 | |
| 8 | A7AH621200 | Lock Lever | | D | 1 | |
| 9 | A161943000 | Label | | C | 1 | |
| 10 | A7AH620801 | Regulating Plate | | C | 1 | |
| 11 | A7AH628200 | Shoulder screw | | C | 1 | |
| 12 | A161620701 | Gear | | D | 1 | |
| 13 | A7AH622401 | Regulating Plate /Rear | | C | 1 | |
| 14 | A7AH629600 | Guide | | C | 1 | |
| 15 | 4030320601 | LEVER | | D | 1 | |
| 16 | A7AH941300 | Label Position | | C | 1 | |
| 17 | A7AH621701 | Regulating Plate | | D | 1 | |
| 18 | A797623500 | Lever | | D | 1 | |
| 19 | A797620600 | Adjusting Plate | | D | 1 | |
| 20 | 4163529301 | SCREW | | C | 2 | |
| 21 | A7AH621401 | Lever | | D | 1 | |
| 22 | A7AH621801 | Plate spring | | D | 1 | |
| 23 | A7AH620400 | Lifting Plate | | D | 1 | |
| 24 | A7AH627000 | Separating Sheet | | C | 1 | |
| 25 | A7AH622201 | Detecting Plate | | D | 1 | |
| 26 | A7AH621501 | Bushing | | C | 1 | |
| 27 | 56AA40490 | SHAFT STOPPER 4 | | C | 1 | |
| 28 | A797623700 | Pulling Coil spring /3 | | C | 1 | |
| | | | | | | |
| | | | | | | |
| | | | | | | |
| | | | | | | |
| | | | | | | |
| | | | | | | |

2ND CASSETTE SECTION

P 25

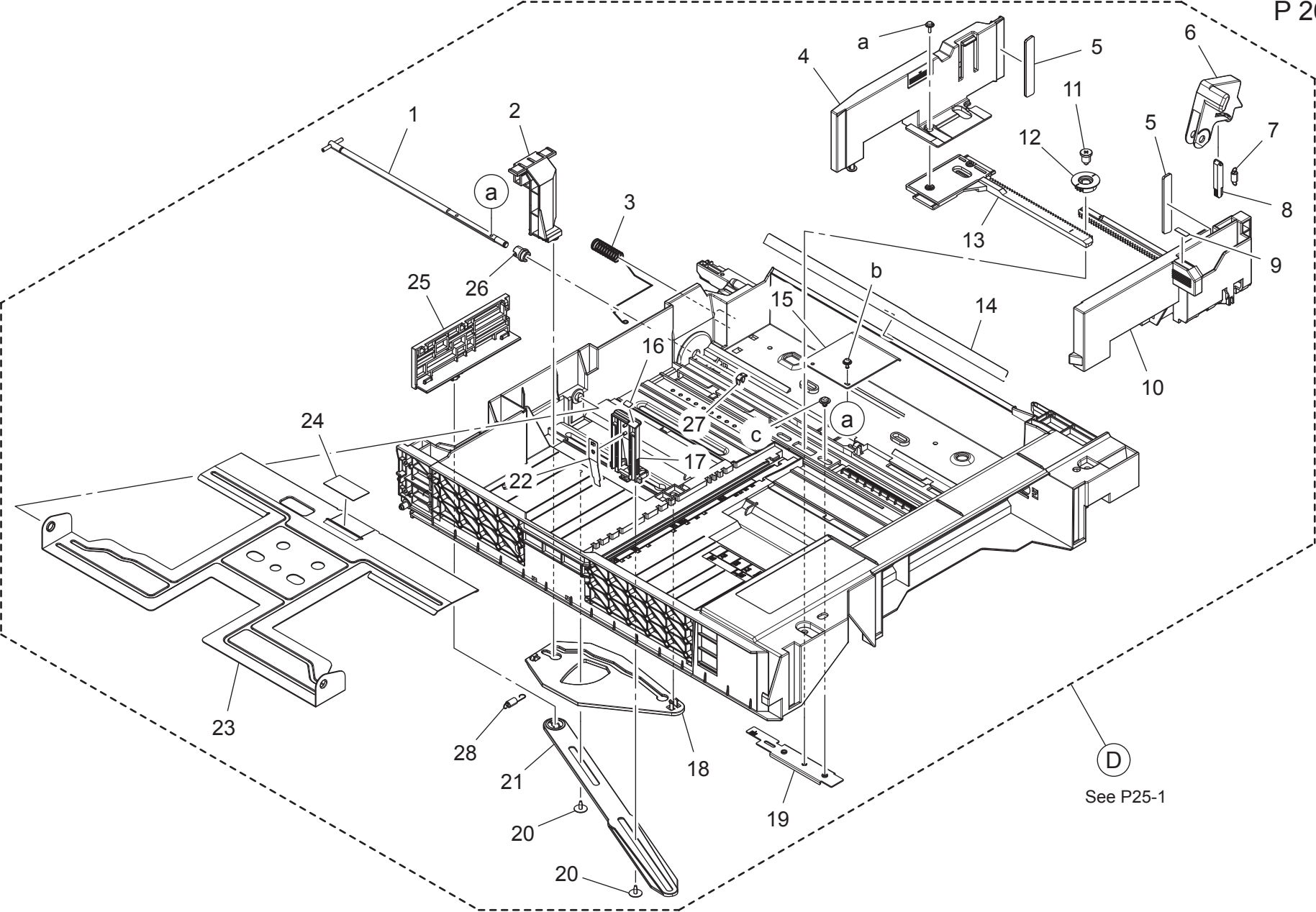


2ND CASSETTE SECTION

| Key | Part No. | Description | Destinations | Class | QTY | Standard parts |
|-----|------------|---------------------|--------------|-------|-----|----------------|
| 1 | A797R72100 | 2nd Cassette Assy | | S | 1 | a-V153030803 |
| 2 | A7AH629901 | Roll | | C | 1 | |
| 3 | A7AH622901 | Slide Part | | D | 2 | |
| 4 | A7AH623400 | Rail | | D | 1 | |
| 5 | A7AH624200 | Lever | | C | 1 | |
| 6 | A161626800 | Pulling Coil spring | | C | 1 | |
| 7 | A161626602 | Lever | | C | 1 | |
| 8 | A7AH941200 | Label 2 | | C | 1 | |
| 9 | A7AH626901 | Handle | | C | 1 | |
| 10 | A797625200 | Cover /Lower | | C | 1 | |
| 11 | A7AH624300 | Holder | | D | 1 | |
| 12 | A7AH941001 | Label Paper supply | | C | 1 | |
| 13 | A797630100 | Paper feed Cassette | | D | 1 | |
| 14 | A161623400 | Roll | | D | 1 | |
| 15 | A7AH623201 | Rail /Left | | D | 1 | |
| | | | | | | |
| | | | | | | |
| | | | | | | |
| | | | | | | |
| | | | | | | |
| | | | | | | |
| | | | | | | |
| | | | | | | |
| | | | | | | |

2ND CASSETTE SECTION

P 26

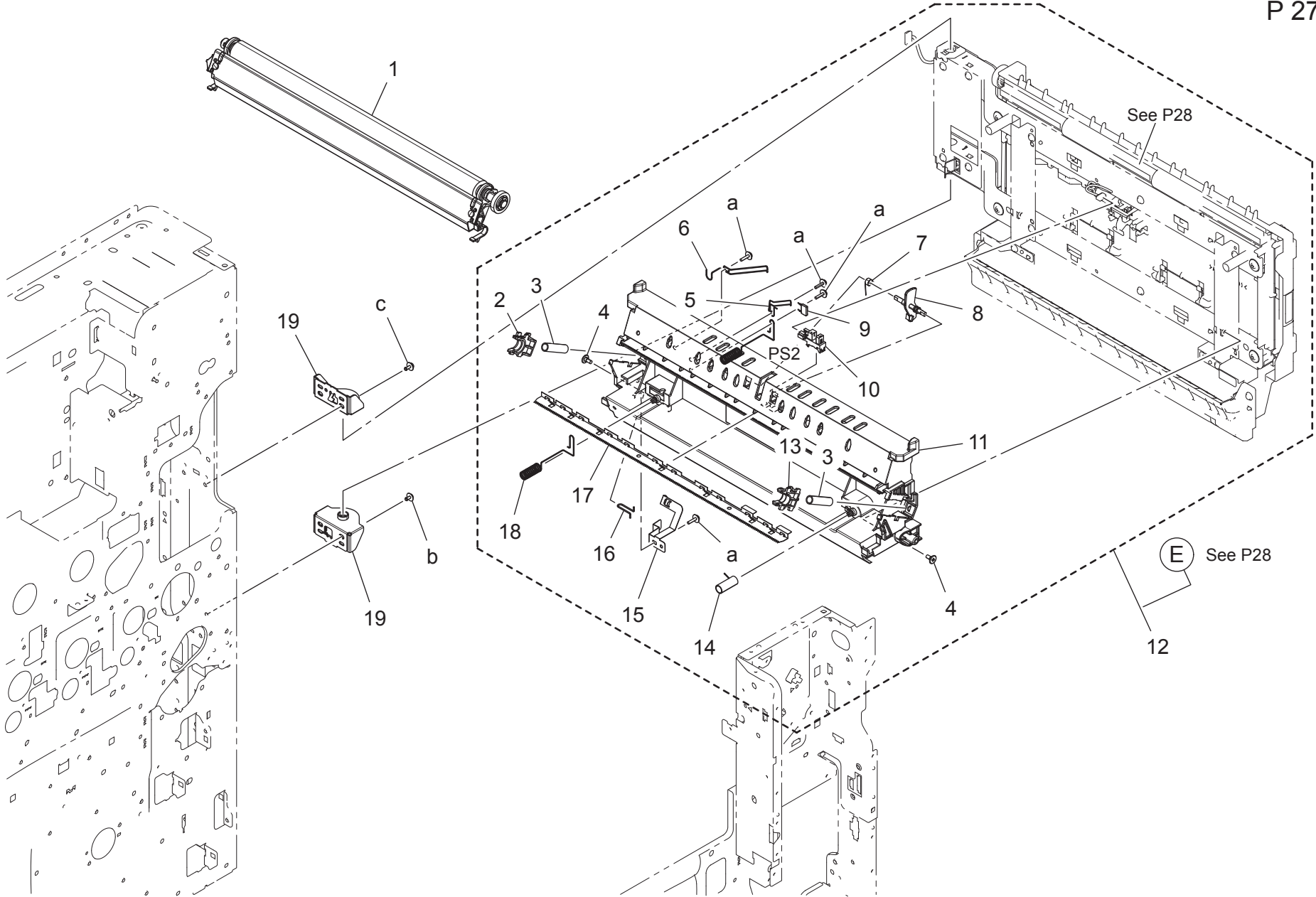


2ND CASSETTE SECTION

| Key | Part No. | Description | Destinations | Class | QTY | Standard parts |
|-----|------------|------------------------|--------------|-------|-----|--|
| 1 | A7AH621601 | Lifting Shaft | | D | 1 | a-V153030803 b-V125030803 c-V125040803 |
| 2 | A797623600 | Lever /2 | | D | 1 | |
| 3 | A7AH622100 | Ground Spring | | C | 1 | |
| 4 | A797620900 | Regulating Plate /Rear | | C | 1 | |
| 5 | A161624100 | Cushion | | C | 2 | |
| 6 | A7AH621300 | Operation Lever | | C | 1 | |
| 7 | A7AH621000 | Pulling Coil spring | | C | 1 | |
| 8 | A7AH621200 | Lock Lever | | D | 1 | |
| 9 | A161943000 | Label | | C | 1 | |
| 10 | A7AH620801 | Regulating Plate | | C | 1 | |
| 11 | A7AH628200 | Shoulder screw | | C | 1 | |
| 12 | A161620701 | Gear | | D | 1 | |
| 13 | A7AH622401 | Regulating Plate /Rear | | C | 1 | |
| 14 | A7AH629600 | Guide | | C | 1 | |
| 15 | 4030320601 | LEVER | | D | 1 | |
| 16 | A7AH941300 | Label Position | | C | 1 | |
| 17 | A7AH621701 | Regulating Plate | | D | 1 | |
| 18 | A797623500 | Lever | | D | 1 | |
| 19 | A797620600 | Adjusting Plate | | D | 1 | |
| 20 | 4163529301 | SCREW | | C | 2 | |
| 21 | A7AH621401 | Lever | | D | 1 | |
| 22 | A7AH621801 | Plate spring | | D | 1 | |
| 23 | A7AH620400 | Lifting Plate | | D | 1 | |
| 24 | A7AH627000 | Separating Sheet | | C | 1 | |
| 25 | A7AH622201 | Detecting Plate | | D | 1 | |
| 26 | A7AH621501 | Bushing | | C | 1 | |
| 27 | 56AA40490 | SHAFT STOPPER 4 | | C | 1 | |
| 28 | A797623700 | Pulling Coil spring /3 | | C | 1 | |
| | | | | | | |
| | | | | | | |
| | | | | | | |
| | | | | | | |
| | | | | | | |
| | | | | | | |

VERTICAL CONVEYANCE SECTION

P 27

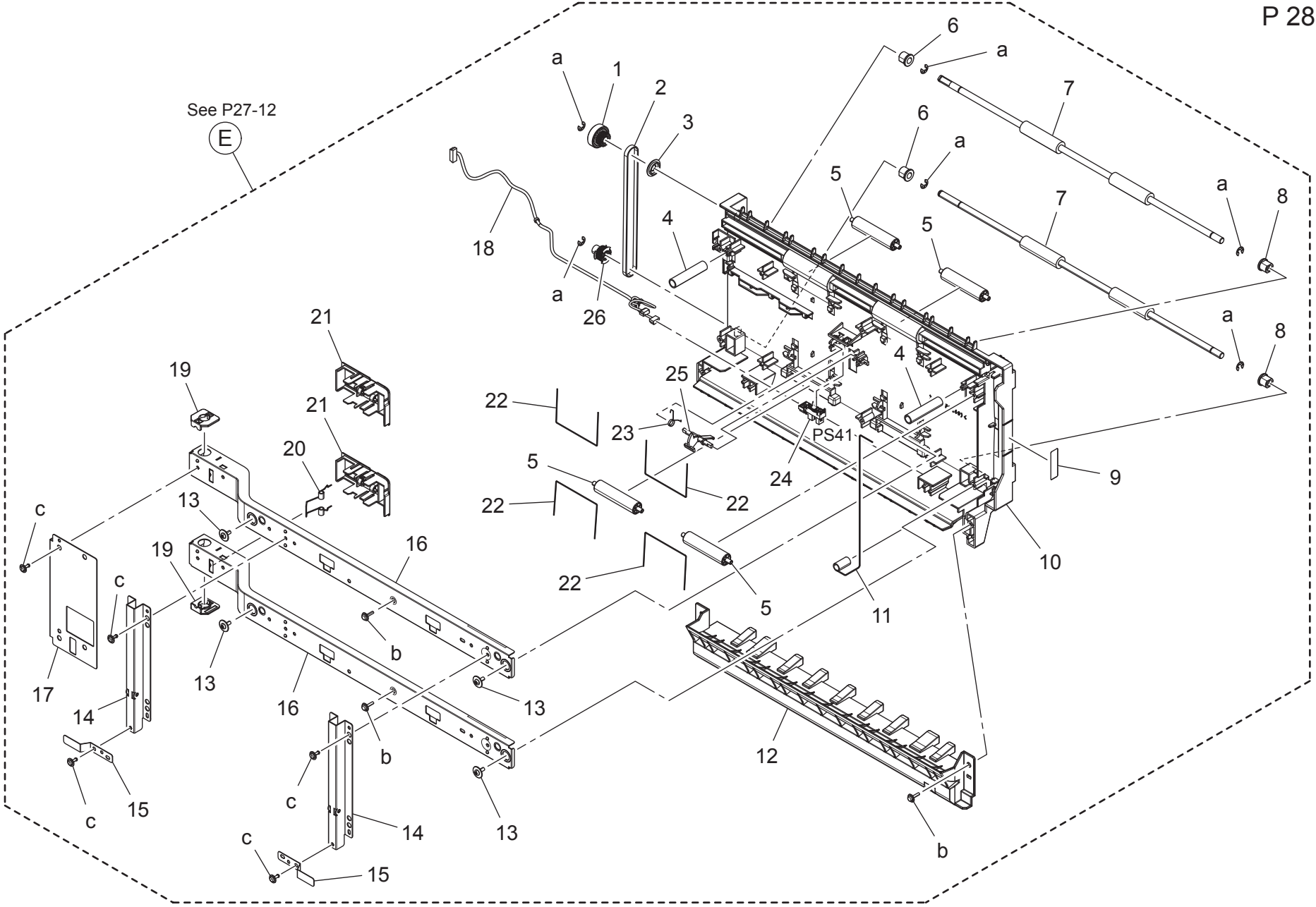


VERTICAL CONVEYANCE SECTION

| Key | Part No. | Description | Destinations | Class | QTY | Standard parts |
|-----|------------|----------------------------|----------------------|-------|-----|--|
| 1 | A797R71800 | 2nd Transfer Roller Assy | 2次転写ローラー A s s y | A | 1 | a-V153031004 b-V127030604 c-V125030803 |
| 2 | A161551500 | Transfer Holder /2 | 転写ホルダ／2 (後／ R e a r) | C | 1 | |
| 3 | A0ED551000 | Compressing Coil spring /2 | 圧縮コイルばね／2 | C | 2 | |
| 4 | 4011585202 | SHOULDER SCREW | 段ねじ | C | 2 | |
| 5 | A5C1711000 | Ground Spring /B | アースばね／ B | D | 1 | |
| 6 | A797711100 | Ground Contact /C | アース接点／ C | C | 1 | |
| 7 | A161712700 | Spring /C | ばね／ C | D | 1 | |
| 8 | A0ED703800 | Actuator | アクチュエータ (ループセンサ) | D | 1 | |
| 9 | V800500300 | FIXED POWER RESISTORS | 固定抵抗器 | D | 1 | |
| 10 | A5C1M50100 | Photointerrupter | 透過型センサ | B | 1 | |
| 11 | A797710100 | Holder /A | ホルダ／ A | D | 1 | |
| 12 | A797R72200 | Vertical Transport Assy | 縦搬送 A s s y | S | 1 | |
| 13 | A161550700 | Transfer Holder /2 | 転写ホルダ／2 | C | 1 | |
| 14 | A0ED551100 | Compressing Coil spring | 圧縮コイルばね (転前) | D | 1 | |
| 15 | A797710900 | Ground Plate /A | アース板／ A | D | 1 | |
| 16 | A161712401 | Ground Spring /A | アースばね／ A | D | 1 | |
| 17 | 1164420204 | NEUTRALIZING NEEDLE | 除電針 | D | 1 | |
| 18 | A797712500 | Ground Spring /C | アースばね／ C | C | 1 | |
| 19 | A797108300 | Adjusting Plate | 調整板 | D | 2 | |
| | | | | | | |
| | | | | | | |
| | | | | | | |
| | | | | | | |
| | | | | | | |
| | | | | | | |
| | | | | | | |
| | | | | | | |

VERTICAL CONVEYANCE SECTION

P 28

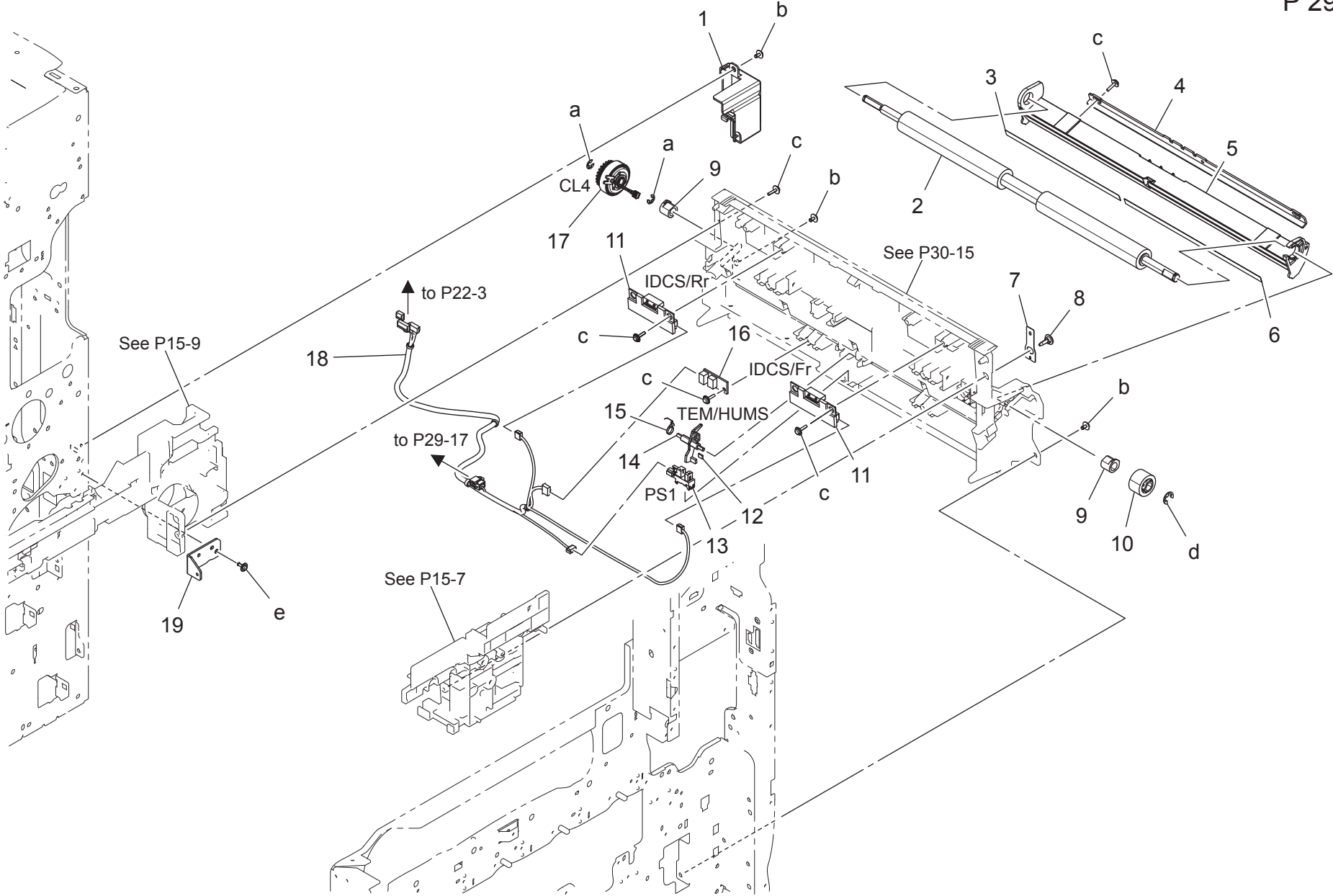


VERTICAL CONVEYANCE SECTION

| Key | Part No. | Description | Destinations | Class | QTY | Standard parts |
|-----|------------|-----------------------|--------------|-------|-----|--|
| 1 | A797709100 | Gear 20T | | C | 1 | a-V217040001 b-V153031004 c-V144030803 |
| 2 | A797719000 | Drive Belt /A | | C | 1 | |
| 3 | A0ED811900 | Collar | | D | 1 | |
| 4 | A797711200 | Pressing Spring | | C | 2 | |
| 5 | A161825700 | Idler Roller /A | | D | 4 | |
| 6 | A161713100 | Bushing /1 | | D | 2 | |
| 7 | A797710500 | Roller /A | | C | 2 | |
| 8 | A02E815200 | BUSHING | | C | 2 | |
| 9 | A797946400 | Label M3 | | C | 1 | |
| 10 | A797710201 | Guide Plate /A | | D | 1 | |
| 11 | A797712000 | Ground Plate /D | | D | 1 | |
| 12 | A797710300 | Guide Plate /B | | D | 1 | |
| 13 | 4163529301 | SCREW | | C | 4 | |
| 14 | A797715400 | Mounting Plate /Front | | D | 2 | |
| 15 | A797716200 | Plate spring | | D | 2 | |
| 16 | A797715300 | Hold Plate | | D | 2 | |
| 17 | A797715800 | Mounting Plate | | D | 1 | |
| 18 | A797N10K00 | Conveyance Wiring /2 | | D | 1 | |
| 19 | A797716100 | Collar | | D | 2 | |
| 20 | A797712900 | Ground Spring /D | | C | 1 | |
| 21 | A797715700 | Cover | | D | 2 | |
| 22 | A161714600 | Conveyance Spring /B | | D | 4 | |
| 23 | A02E813100 | Torsion spring | | D | 1 | |
| 24 | A5C1M50100 | Photointerrupter | | B | 1 | |
| 25 | A797716000 | Actuator | | C | 1 | |
| 26 | A797716300 | Pulley 22T | | C | 1 | |
| | | | | | | |
| | | | | | | |
| | | | | | | |
| | | | | | | |
| | | | | | | |
| | | | | | | |

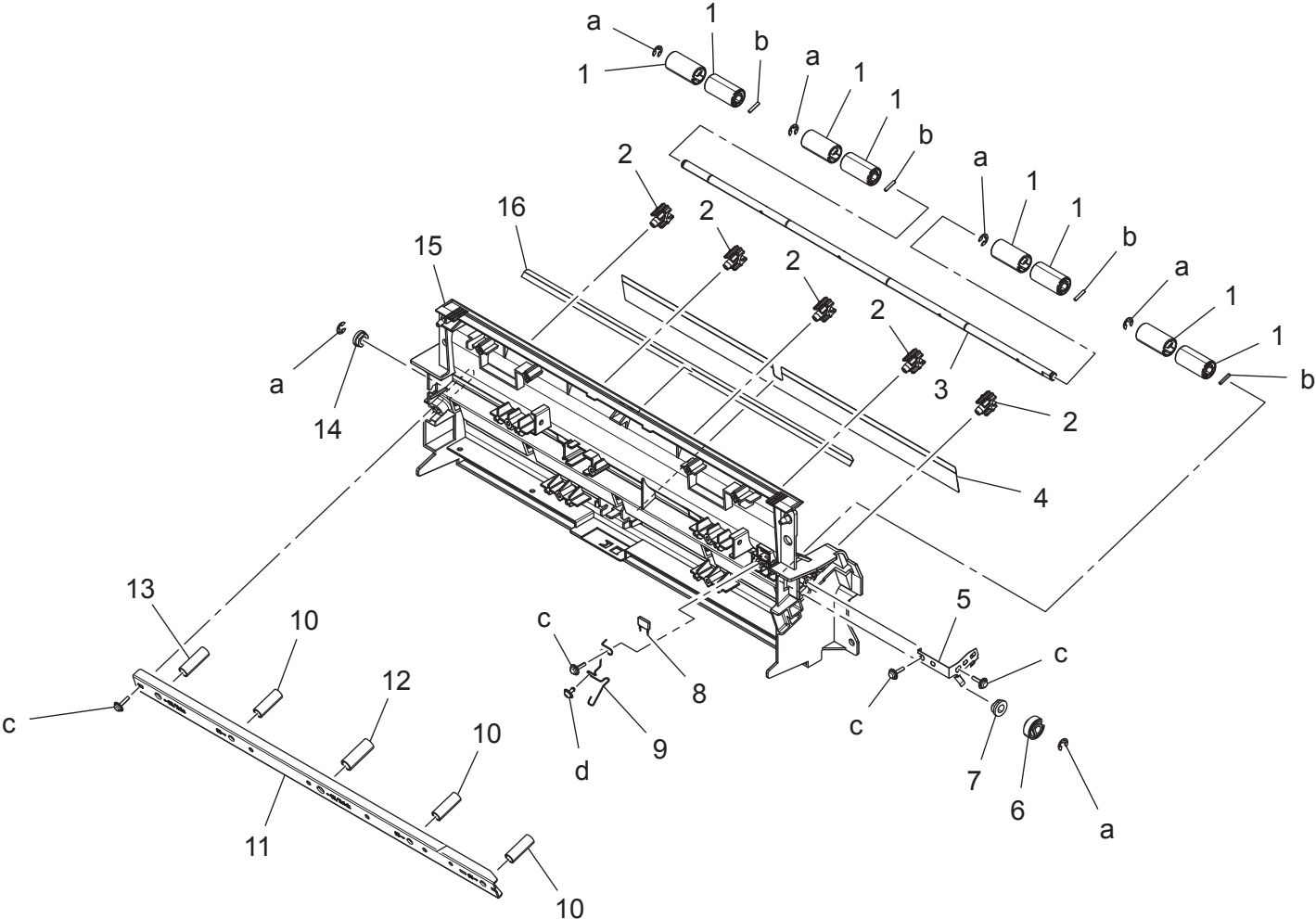
CONVEYANCE SECTION

P 29



CONVEYANCE SECTION

| Key | Part No. | Description | Destinations | Class | QTY | Standard parts |
|-----|------------|----------------------|--------------|-------|-----|--|
| 1 | A797701200 | Cover | | D | 1 | a-V217040001 b-V127030604 c-V153031004 d-V217060001 e-V144030803 |
| 2 | A797700200 | Roller | | C | 1 | |
| 3 | 4038353701 | GUIDE | | C | 1 | |
| 4 | A02E712902 | Reinforce Plate | | D | 1 | |
| 5 | A797700601 | Guide Plate /Middle | | D | 1 | |
| 6 | A0ED700600 | Guide Sheet | | D | 1 | |
| 7 | A7PU701100 | Plate spring | | D | 1 | |
| 8 | A7PU701200 | Shoulder screw | | C | 1 | |
| 9 | A161702200 | Bushing | | C | 2 | |
| 10 | A0ED700300 | Gear 20T | | D | 1 | |
| 11 | A797M50000 | Photo sensing | | I | 2 | |
| 12 | A161702100 | Cushion /C | | C | 1 | |
| 13 | A5C1M50100 | Photointerrupter | | B | 1 | |
| 14 | A797701700 | Actuator /T | | C | 1 | |
| 15 | A161701100 | Spring /A | | C | 1 | |
| 16 | A7AHM50400 | Humidity sensor | | I | 1 | |
| 17 | A7AHM20400 | Clutch | | C | 1 | |
| 18 | A797N10H01 | Conveyance Wiring /1 | | D | 1 | |
| 19 | A797102400 | Mounting Plate | | D | 1 | |
| | | | | | | |
| | | | | | | |
| | | | | | | |
| | | | | | | |
| | | | | | | |
| | | | | | | |
| | | | | | | |
| | | | | | | |

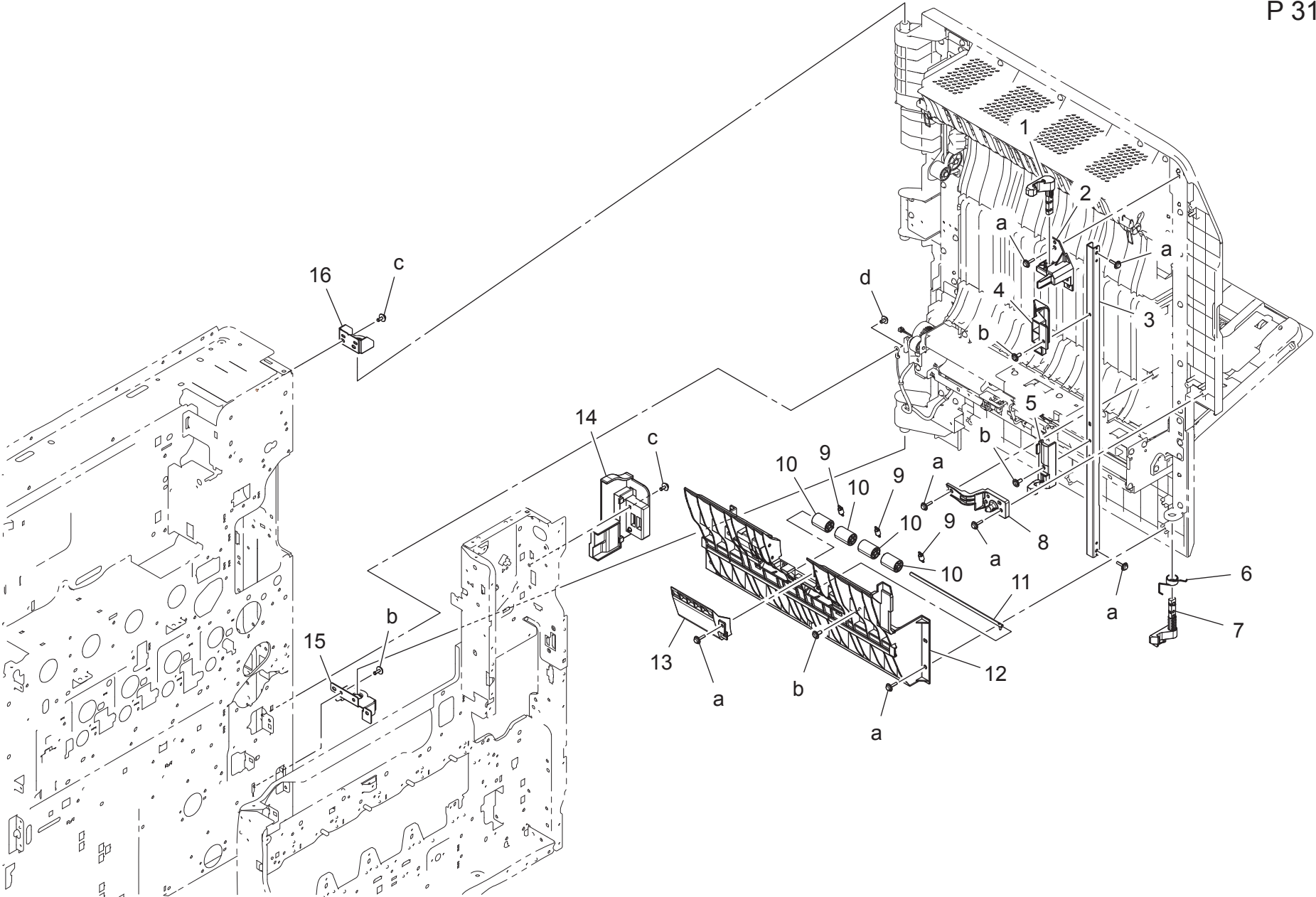


CONVEYANCE SECTION

| Key | Part No. | Description | Destinations | Class | QTY | Standard parts |
|-----|------------|-----------------------|--------------|-------|-----|--|
| 1 | A797701000 | Roll | | C | 8 | a-V217040001 b-V234201050 c-V153031004 d-V127030604 |
| 2 | A797702700 | Bushing | | C | 5 | |
| 3 | A797700500 | Shaft | | D | 1 | |
| 4 | A5C1701400 | Guide Sheet /B | | D | 1 | |
| 5 | A797700801 | Ground Spring /D | | D | 1 | |
| 6 | A797700700 | Gear 14T | | C | 1 | |
| 7 | A02E596300 | Bushing | | C | 1 | |
| 8 | V800500300 | FIXED POWER RESISTORS | | D | 1 | |
| 9 | A797701600 | Torsion Coil spring | | D | 1 | |
| 10 | A797702500 | Pressing Spring /B | | C | 3 | |
| 11 | A797703000 | Mounting Plate | | D | 1 | |
| 12 | A797702000 | Pressing Spring /A | | C | 1 | |
| 13 | A797702600 | Pressing Spring /C | | C | 1 | |
| 14 | A161210200 | Bushing | | D | 1 | |
| 15 | A797700102 | Guide Plate /Inside | | D | 1 | |
| 16 | A161701301 | Guide Sheet /A | | C | 1 | |
| | | | | | | |
| | | | | | | |
| | | | | | | |
| | | | | | | |
| | | | | | | |
| | | | | | | |
| | | | | | | |
| | | | | | | |
| | | | | | | |

VERTICAL CONVEYANCE DOOR SECTION

P 31



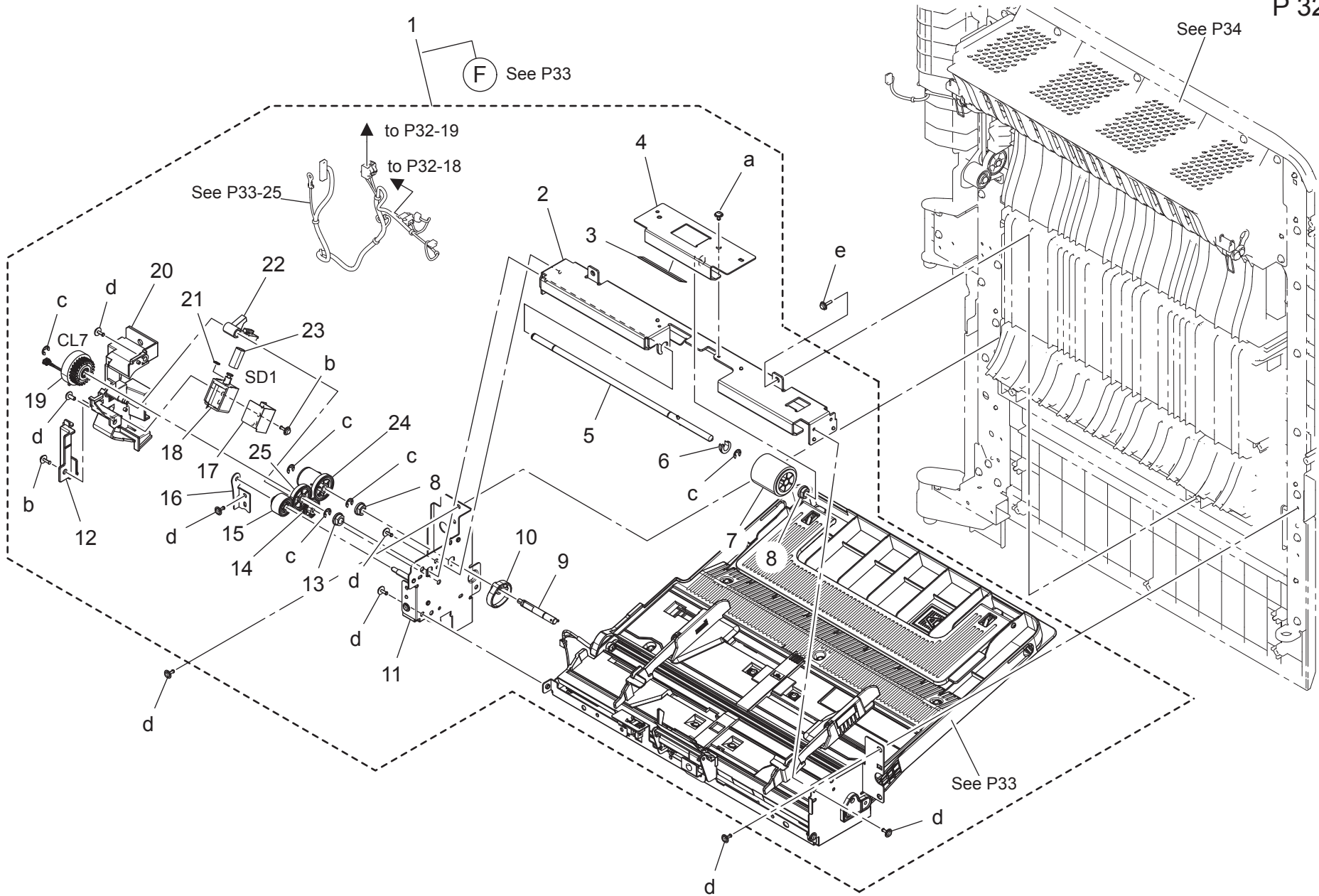
VERTICAL CONVEYANCE DOOR SECTION

Page. 31

| Key | Part No. | Description | Destinations | Class | QTY | Standard parts |
|-----|------------|---------------------|--------------|-------|-----|--|
| 1 | A0ED712100 | Lock Claw | | C | 1 | a-V153031004 b-V144030803 c-V125030803 d-V127030604 |
| 2 | A797811500 | Support Part /Upper | | D | 1 | |
| 3 | A797811000 | Lock Plate | | D | 1 | |
| 4 | A797811100 | Open/close Handle | | C | 1 | |
| 5 | A797811400 | Lock /Middle | | C | 1 | |
| 6 | A797815900 | Torsion Coil spring | | C | 1 | |
| 7 | A797811600 | Lock Claw /Lower | | C | 1 | |
| 8 | A797811300 | Lock Part /Lower | | D | 1 | |
| 9 | A64J815500 | Pulling Spring | | C | 3 | |
| 10 | A161815400 | Roll | | C | 4 | |
| 11 | A161815300 | Shaft | | D | 1 | |
| 12 | A797810401 | Paper feed Guide | | D | 1 | |
| 13 | A797600700 | Paper feed Guide | | D | 1 | |
| 14 | A797108400 | Holder | | D | 1 | |
| 15 | A797108200 | Adjusting Plate | | D | 1 | |
| 16 | A797108100 | Adjusting Plate | | D | 1 | |
| | | | | | | |
| | | | | | | |
| | | | | | | |
| | | | | | | |
| | | | | | | |
| | | | | | | |
| | | | | | | |
| | | | | | | |

BYPASS TRAY SECTION

P 32

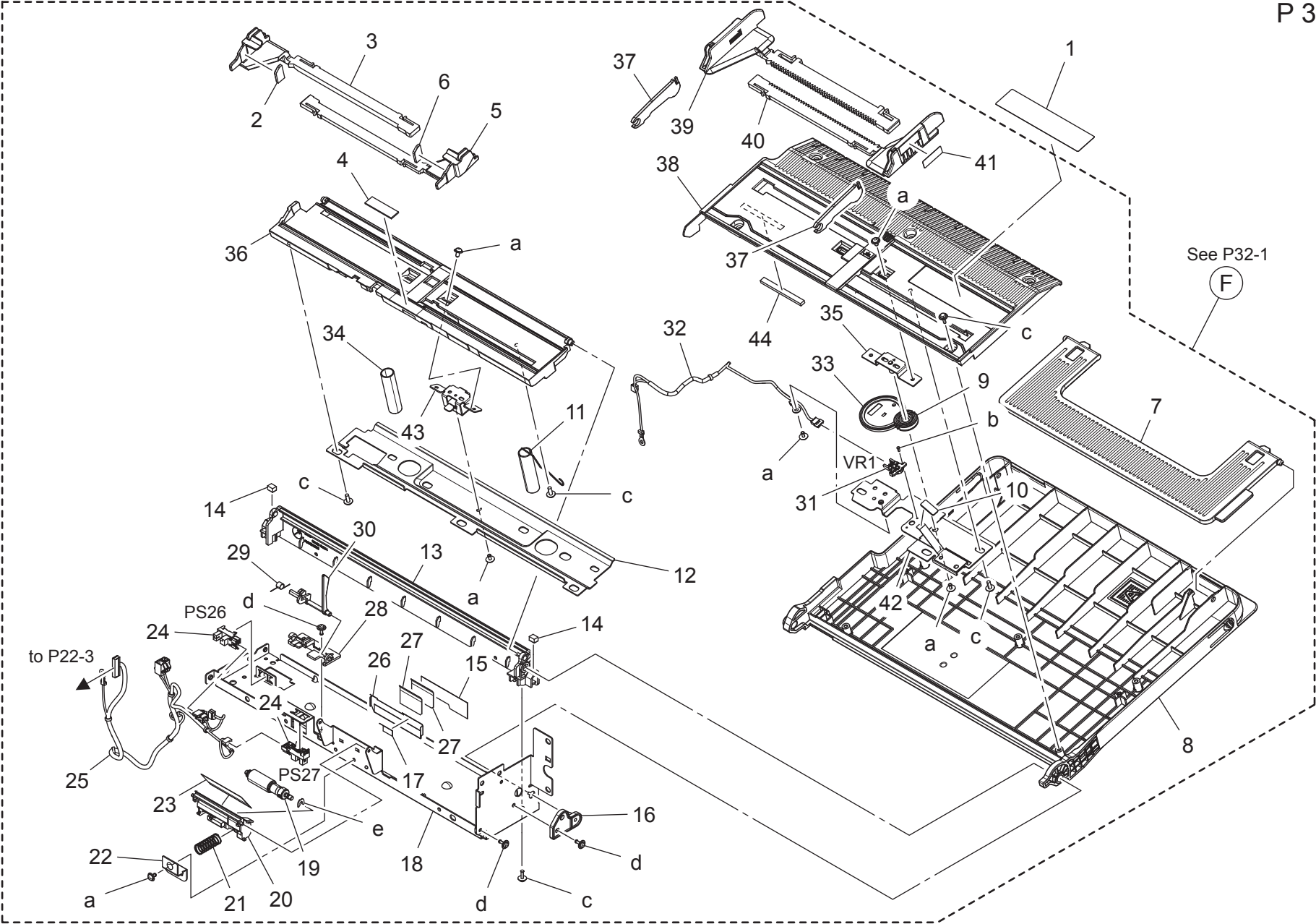


BYPASS TRAY SECTION

| Key | Part No. | Description | Destinations | Class | QTY | Standard parts |
|-----|------------|---------------------------|--------------|-------|-----|--|
| 1 | A797R72500 | Multiple Bypass Tray Assy | | S | 1 | a-V127030604 b-V153030803 c-V217040001 d-V144030803 e-V153031004 |
| 2 | A797603000 | Mounting Plate | | D | 1 | |
| 3 | A161594700 | Guide Sheet | | C | 1 | |
| 4 | A7AH600300 | Holder | | D | 1 | |
| 5 | A7AH601100 | Paper feed Shaft | | D | 1 | |
| 6 | A161594400 | Slide Stopper | | C | 1 | |
| 7 | A00F623201 | Roller | | B | 1 | |
| 8 | A02E596300 | Bushing | | C | 2 | |
| 9 | A7AH602701 | Shaft | | D | 1 | |
| 10 | A161593300 | Paper feed Cam | | C | 1 | |
| 11 | A797600500 | Drive Frame | | D | 1 | |
| 12 | A797605100 | Bypass Cover | | D | 1 | |
| 13 | 1134304301 | BUSHING | | C | 1 | |
| 14 | A7AH603000 | Gear 20T | | C | 1 | |
| 15 | A7AH602200 | Bypass Gear | | C | 1 | |
| 16 | A797604100 | Reinforce Plate | | D | 1 | |
| 17 | A7AH604300 | Cover | | D | 1 | |
| 18 | A034M20100 | Conveyance Solenoid | | C | 1 | |
| 19 | A7AHM20400 | Clutch | | C | 1 | |
| 20 | A797600800 | Drive Cover | | D | 1 | |
| 21 | A7AH604900 | Seal | | C | 1 | |
| 22 | A7AH603100 | Lever | | C | 1 | |
| 23 | A7AH603200 | Compressing Coil spring | | C | 1 | |
| 24 | A7AHR72700 | Clutch Assy | | C | 1 | |
| 25 | A7AH604700 | Gear 24T | | C | 1 | |
| | | | | | | |
| | | | | | | |
| | | | | | | |
| | | | | | | |
| | | | | | | |
| | | | | | | |
| | | | | | | |
| | | | | | | |
| | | | | | | |
| | | | | | | |
| | | | | | | |
| | | | | | | |

BYPASS TRAY SECTION

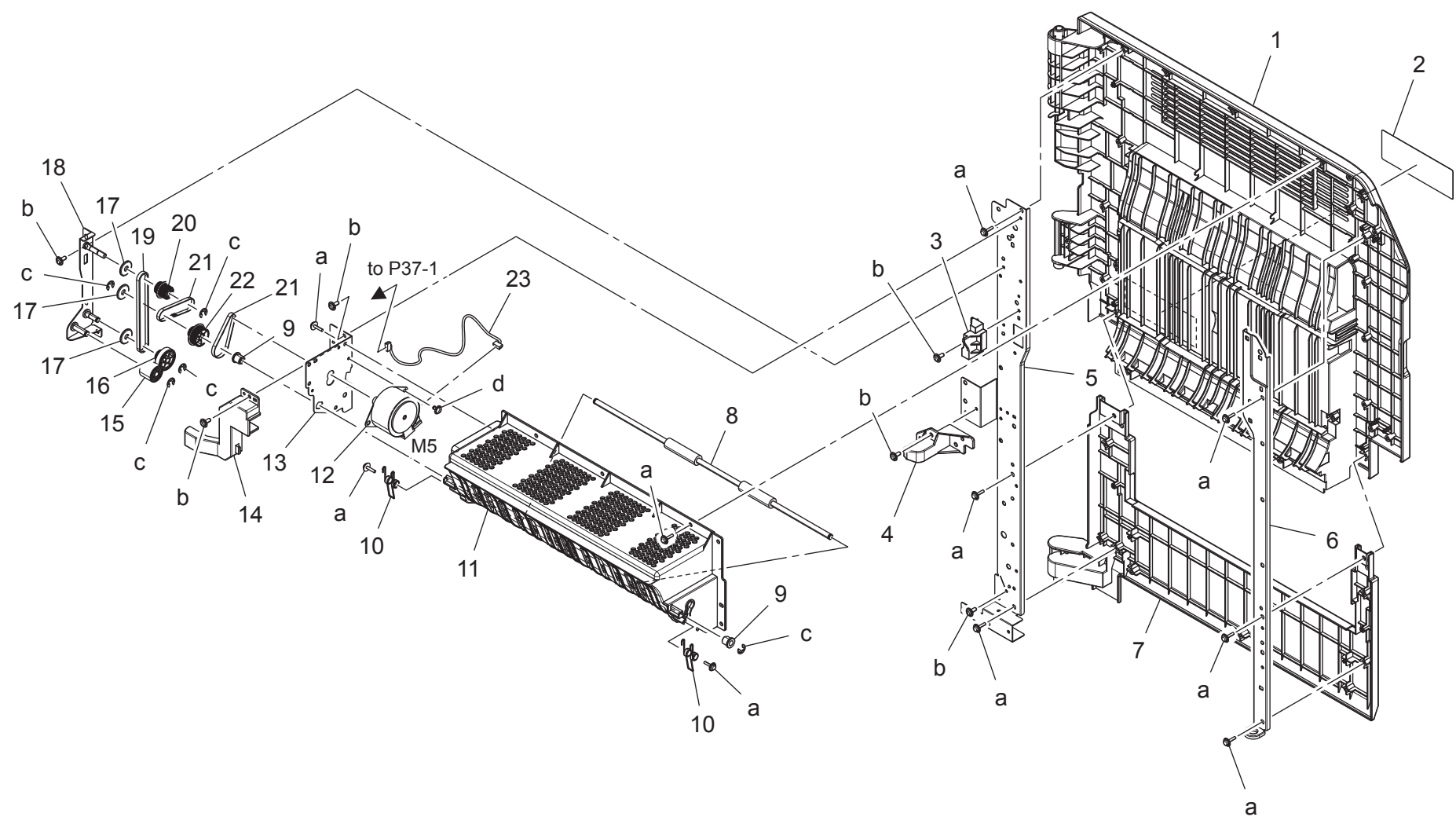
P 33



BYPASS TRAY SECTION

| Key | Part No. | Description | Destinations | Class | QTY | Standard parts |
|-----|------------|--------------------------------|---------------|-------|-----|--|
| 1 | A797944100 | Label Metric | ラベル／手差し・メトリック | C | 1 | a-V127030604 b-V111170403 c-V153030803 d-V144030803 e-V218030086 |
| 2 | A7AH604501 | Brake Part | ブレーキ材 | C | 1 | |
| 3 | A797603300 | Regulating Plate /R | 規制板／ R | C | 1 | |
| 4 | 0978381101 | FRICTION SHEET | 摩擦板 | C | 1 | |
| 5 | A797603400 | Regulating Plate /L | 規制板／ L | C | 1 | |
| 6 | A7AH604401 | Brake Part /F | ブレーキ材／ F | C | 1 | |
| 7 | A161592200 | Auxiliary Tray | 補助トレイ | C | 1 | |
| 8 | A797603101 | Tray | トレイ | C | 1 | |
| 9 | A7PU593500 | Gear | ギア | C | 1 | |
| 10 | A161593800 | Friction Plate | 摩擦板 | C | 1 | |
| 11 | A7AH603300 | Compressing Coil spring | 圧縮コイルばね | C | 1 | |
| 12 | A797603200 | Mounting Plate | 取付板 | D | 1 | |
| 13 | A797604200 | Support Holder | 支点ホルダ | C | 1 | |
| 14 | A161594201 | Cushion | クッション | D | 2 | |
| 15 | A161595100 | Seal | シール | C | 1 | |
| 16 | A161591600 | Hold Plate | 保持板 | C | 1 | |
| 17 | A161595600 | Slide Guide | すべりガイド | C | 1 | |
| 18 | A797600600 | Frame | フレーム | D | 1 | |
| 19 | 4658015106 | Roller Assy | ローラ A S S Y | A | 1 | |
| 20 | A797601300 | Paper feed Holder | 給紙ホルダ | D | 1 | |
| 21 | 4030347501 | PRESSURE SPRING | 圧縮コイルばね | C | 1 | |
| 22 | A7AH601400 | Hold Plate | 保持板 | D | 1 | |
| 23 | A02E597600 | Guide | ガイド (捌き後) | C | 1 | |
| 24 | A5C1M50100 | Photointerrupter | 透過型センサ | B | 2 | |
| 25 | A797N10R01 | Paperfeed Drive harness | 給紙駆動束線 | D | 1 | |
| 26 | A161595300 | Separating Plate | 分離板 | C | 1 | |
| 27 | 4030340301 | GUIDE | ガイド | C | 2 | |
| 28 | A161591100 | Sensor Holder | センサホルダ | D | 1 | |
| 29 | A161591000 | Torsion Spring | ねじりばね (P E) | C | 1 | |
| 30 | A797601200 | Actuator | アクチュエータ | C | 1 | |
| 31 | A161M50400 | VR | ボリューム | D | 1 | |
| 32 | A797N10S00 | Paperfeed Detection harness /3 | 給紙検知束線／ 3 | D | 1 | |
| 33 | A161594300 | Regulating Gear 41T | 規制ギア 4 1 T | C | 1 | |
| 34 | A7AH603400 | Compressing Coil spring | 圧縮コイルばね | C | 1 | |
| 35 | A7PUF60000 | Mounting Plate | ギア取付板 | D | 1 | |
| 36 | A797600200 | Lifting Plate | 押上げ板 | D | 1 | |
| 37 | A797603700 | Lever | レバー | C | 2 | |
| 38 | A797603500 | Bypass Tray /Upper | 手差しトレイ／上 | C | 1 | |
| 39 | A797603600 | Regulating Plate /R | 規制板／ R | C | 1 | |
| 40 | A7PU593100 | Regulating Plate /F | 規制板／ F | C | 1 | |
| 41 | A7PU944900 | Label | ラベル | C | 1 | |
| 42 | A7PU593700 | Mounting Plate | 取付板 | D | 1 | |
| 43 | A7PU596000 | Mounting Plate | 取付板 | D | 1 | |
| 44 | A161592600 | Holding Cover /2 | 押さえカバー／ 2 | D | 1 | |
| | | | | | | |
| | | | | | | |

REVERSAL SECTION



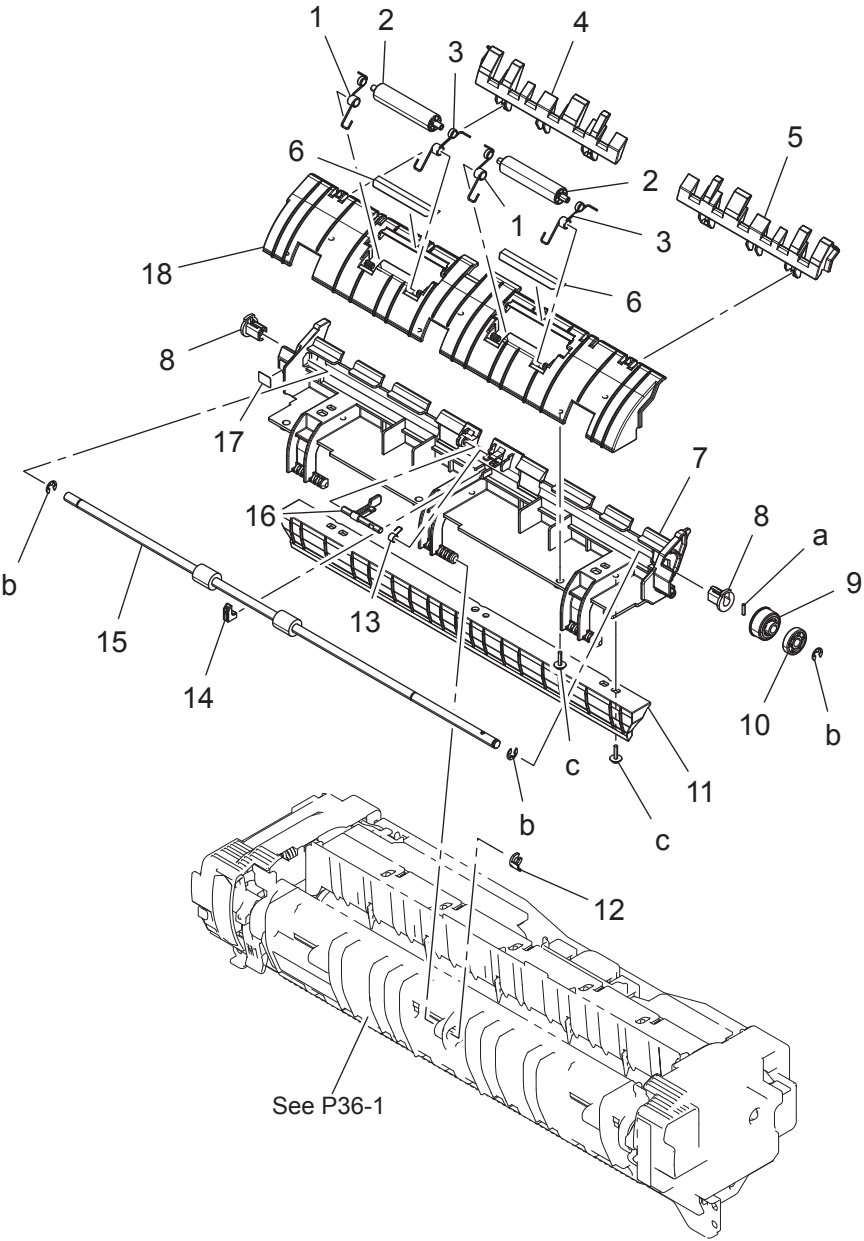
REVERSAL SECTION

| Key | Part No. | Description | Destinations | Class | QTY | Standard parts |
|-----|------------|------------------------|--------------|-------|-----|--|
| 1 | A797810101 | Guide Door /Right | | C | 1 | a-V153031004 b-V144030803 c-V217040001 d-V127030604 |
| 2 | A7AH943000 | Label Paper supply | | C | 1 | |
| 3 | A797811901 | Guide | | D | 1 | |
| 4 | A797811801 | Support Part | | D | 1 | |
| 5 | A797810200 | Reinforce Plate /Rear | | D | 1 | |
| 6 | A797810300 | Reinforce Plate /Front | | D | 1 | |
| 7 | A797811700 | Guide Door /Lower | | C | 1 | |
| 8 | A797813900 | Roller /B | | C | 1 | |
| 9 | A02E815200 | BUSHING | | C | 2 | |
| 10 | A797814400 | Pressing Spring /A | | C | 2 | |
| 11 | A797813100 | Guide Plate /4 | | D | 1 | |
| 12 | A7PUM10400 | Stepping motor | | C | 1 | |
| 13 | A797815000 | Panel /Rear | | D | 1 | |
| 14 | A797814201 | Cover /B | | D | 1 | |
| 15 | A797717200 | Gear 18T | | C | 1 | |
| 16 | A797717100 | Gear 24T | | C | 1 | |
| 17 | A161813801 | Collar /A | | C | 3 | |
| 18 | A797717000 | Mounting Plate | | D | 1 | |
| 19 | A797717300 | Drive Belt /B | | C | 1 | |
| 20 | A797815200 | Pulley 22/24T | | C | 1 | |
| 21 | A797815300 | Timing belt 126L | | C | 2 | |
| 22 | A797815100 | Pulley 20/35T | | C | 1 | |
| 23 | A797N10M01 | ADU Drive harness | | D | 1 | |
| | | | | | | |
| | | | | | | |
| | | | | | | |
| | | | | | | |
| | | | | | | |
| | | | | | | |
| | | | | | | |
| | | | | | | |
| | | | | | | |
| | | | | | | |

REVERSAL SECTION

P 35

FRONT
➔

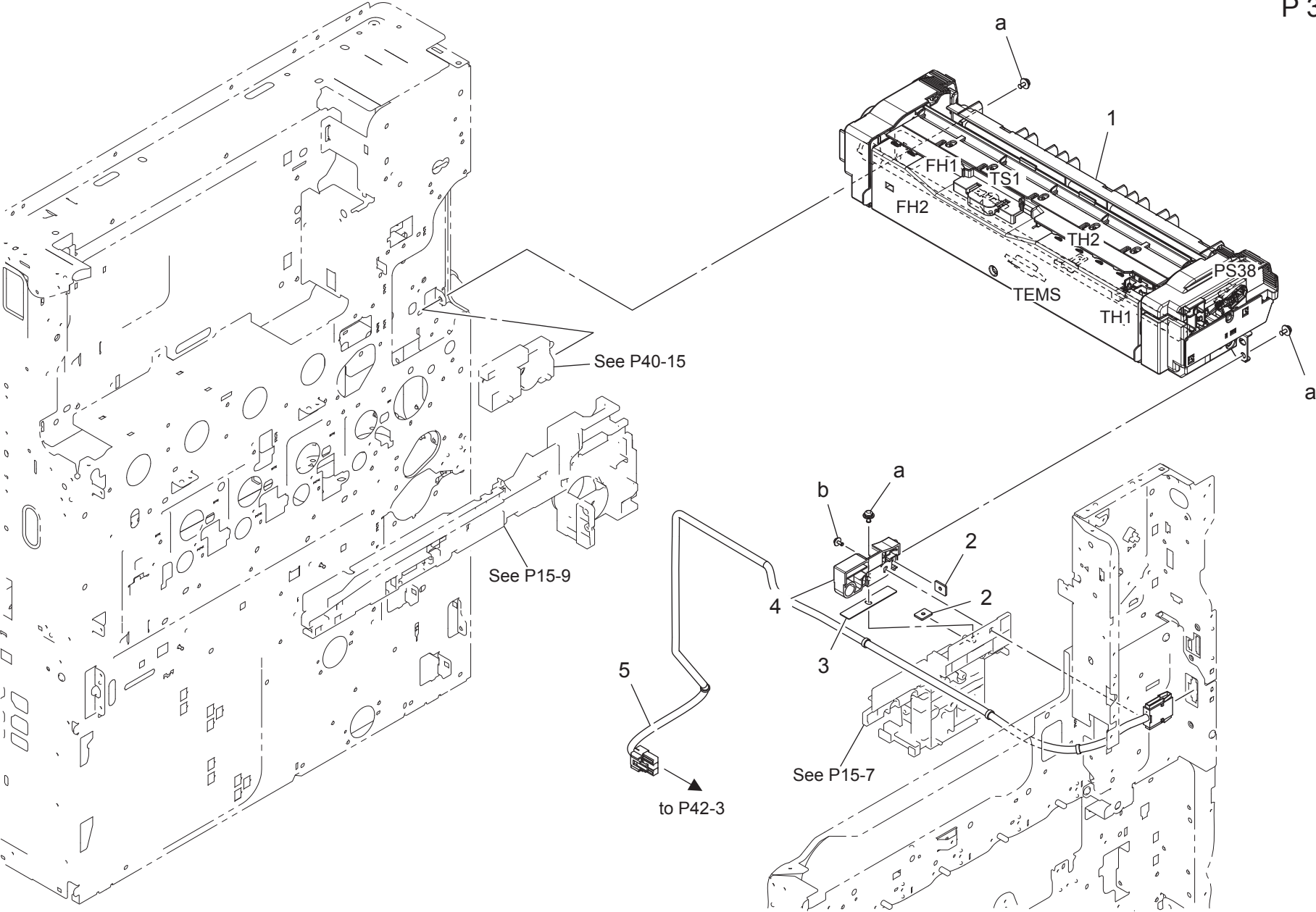


REVERSAL SECTION

| Key | Part No. | Description | Destinations | Class | QTY | Standard parts |
|-----|------------|----------------------------|--------------|-------|-----|--|
| 1 | A797815700 | Torsion Coil spring /Front | ねじリコイルばね／前 | C | 2 | a-V234200850 b-V217040001 c-V153031004 |
| 2 | A161825700 | Idler Roller /A | 従動ローラ／ A | D | 2 | |
| 3 | A797815800 | Torsion Coil spring /Rear | ねじリコイルばね／後 | C | 2 | |
| 4 | A797812600 | Guide Plate | ガイド板 | D | 1 | |
| 5 | A797812500 | Guide Plate | ガイド板 | D | 1 | |
| 6 | A797815600 | Guide | ガイド | C | 2 | |
| 7 | A797812101 | Guide Plate /1 | ガイド板／ 1 | D | 1 | |
| 8 | 4030581101 | BUSHING | 軸受 | C | 2 | |
| 9 | A161819200 | Gear 18T | ギア 1 8 T | C | 1 | |
| 10 | A797814600 | Spacer | スペーサ | C | 1 | |
| 11 | A797812201 | Guide Plate /2 | ガイド板／ 2 | D | 1 | |
| 12 | A797813000 | Ring | リング | C | 1 | |
| 13 | A797812800 | Torsion Coil spring | ねじリコイルばね | C | 1 | |
| 14 | A797815500 | Bushing | すべり軸受 | C | 1 | |
| 15 | A797812401 | Roller /1 | ローラ／ 1 | C | 1 | |
| 16 | A797812700 | Actuator | アクチュエータ | C | 1 | |
| 17 | A797946500 | Label M2 | ラベル M 2 | C | 1 | |
| 18 | A797812300 | Guide Plate /3 | ガイド板／ 3 | D | 1 | |
| | | | | | | |
| | | | | | | |
| | | | | | | |
| | | | | | | |
| | | | | | | |
| | | | | | | |
| | | | | | | |
| | | | | | | |
| | | | | | | |

FUSING SECTION

P 36

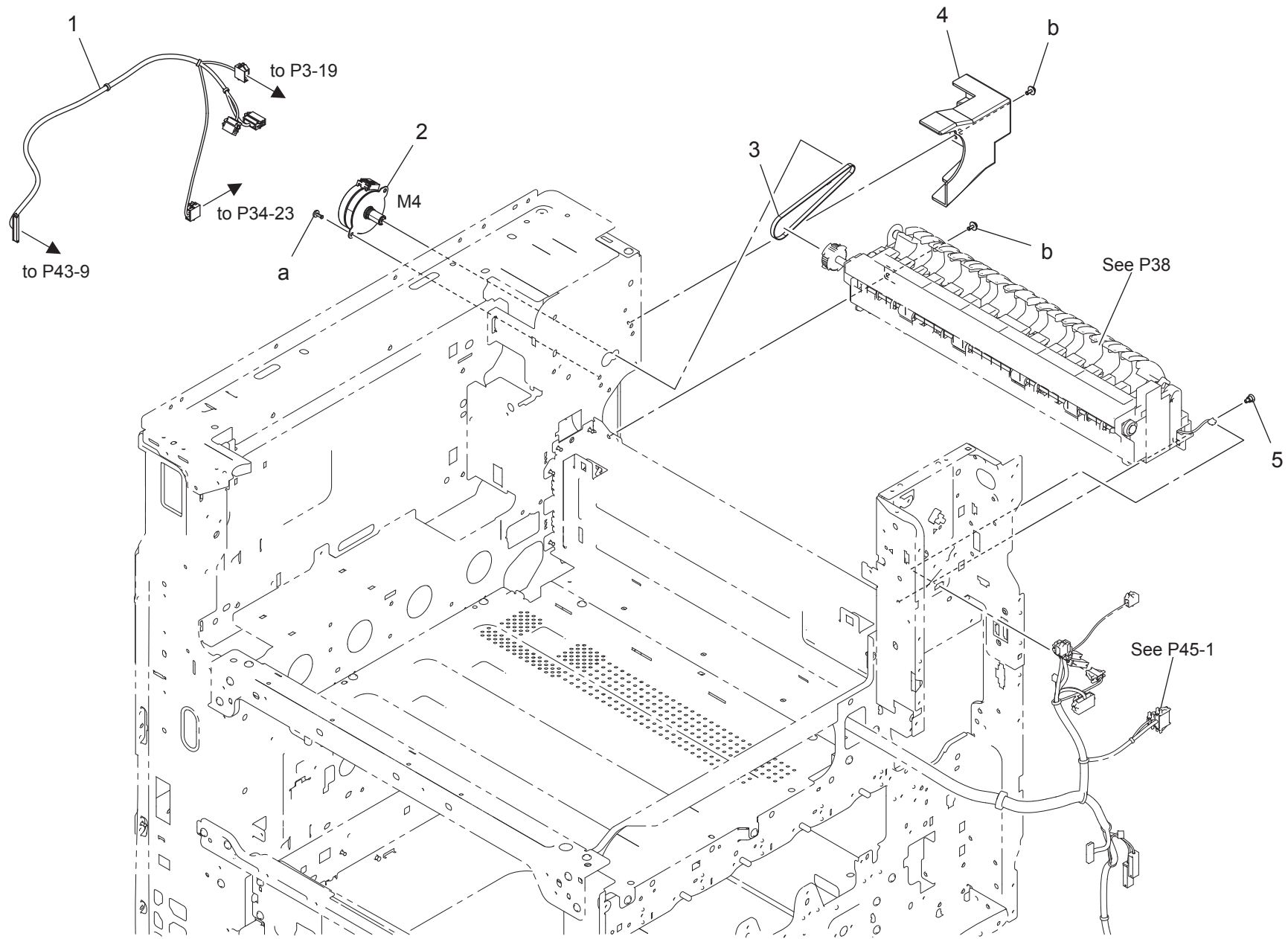


FUSING SECTION

[illegible]

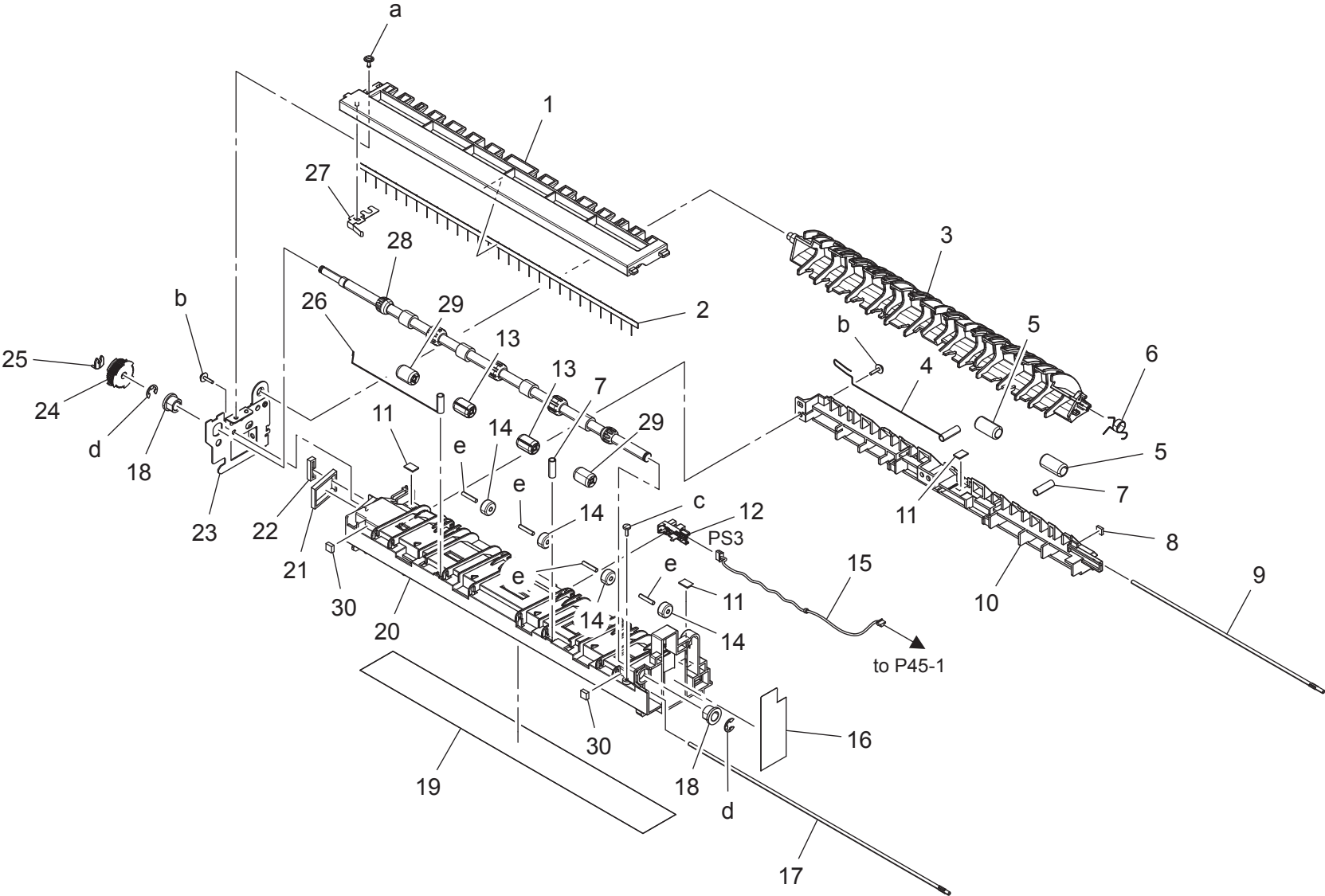
PAPER EXIT SECTION

P 37



PAPER EXIT SECTION

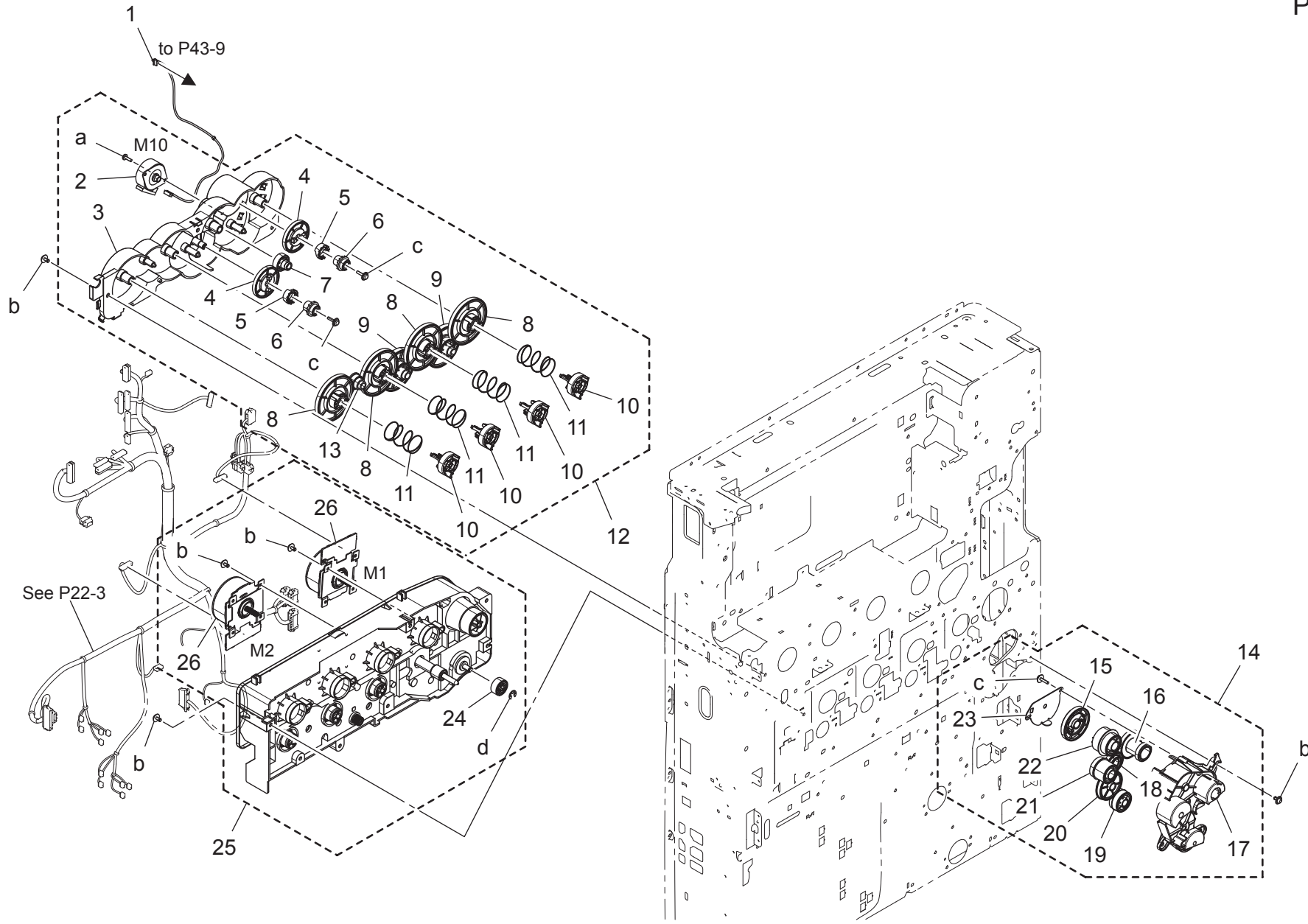
| Key | Part No. | Description | | Destinations | Class | QTY | Standard parts |
|-----|------------|-------------------|------------------|--------------|-------|-----|------------------------------|
| 1 | A797N10D00 | Drive Wiring | 駆動束線 | | D | 1 | a-V126030803 b-V125030803 |
| 2 | A797M10300 | PM Stepping motor | PM ステッピングモータ | | C | 1 | |
| 3 | A797891500 | Timing belt 226L | タイミングベルト 2 2 6 L | | C | 1 | |
| 4 | A797892200 | Cover | カバー | | D | 1 | |
| 5 | 1164202801 | SHOULDER SCREW | 段ねじ | | D | 1 | |
| | | | | | | | |
| | | | | | | | |
| | | | | | | | |
| | | | | | | | |
| | | | | | | | |
| | | | | | | | |
| | | | | | | | |
| | | | | | | | |
| | | | | | | | |
| | | | | | | | |
| | | | | | | | |
| | | | | | | | |
| | | | | | | | |
| | | | | | | | |
| | | | | | | | |
| | | | | | | | |
| | | | | | | | |



PAPER EXIT SECTION

| Key | Part No. | Description | Destinations | Class | QTY | Standard parts |
|-----|------------|-------------------------------------|--------------|-------|-----|--|
| 1 | A797890100 | Guide /Upper | | D | 1 | a-V144030803 b-V153031004 c-V149030803 d-V217060001 e-V234301650 |
| 2 | A797891400 | Neutralizing Brush | | C | 1 | |
| 3 | A797890500 | Guide Lever | | C | 1 | |
| 4 | A797891100 | Ground Spring | | D | 1 | |
| 5 | A0P0901100 | Roll | | C | 2 | |
| 6 | A797890600 | Torsion Coil spring | | C | 1 | |
| 7 | A797892700 | Spring | | C | 2 | |
| 8 | A797892601 | Cushion /A | | C | 1 | |
| 9 | A797891200 | Shaft | | D | 1 | |
| 10 | A797891000 | Guide | | D | 1 | |
| 11 | A797892300 | Cushion /B | | C | 3 | |
| 12 | A5C1M50100 | Photointerrupter | | B | 1 | |
| 13 | A5C1891100 | Roll | | D | 2 | |
| 14 | A0ED897700 | Collar | | C | 4 | |
| 15 | A797N11100 | Conveyance Detection harness /Lower | | D | 1 | |
| 16 | A797891900 | Seal | | C | 1 | |
| 17 | 4025598401 | SHAFT | | D | 1 | |
| 18 | A0ED891100 | Bushing | | D | 2 | |
| 19 | A797891800 | Seal | | C | 1 | |
| 20 | A797890001 | Guide /Lower | | D | 1 | |
| 21 | A797892000 | Seal | | C | 1 | |
| 22 | A797892100 | Seal | | C | 1 | |
| 23 | A797890201 | Mounting Plate /Rear | | D | 1 | |
| 24 | A797891300 | Pulley 36T | | C | 1 | |
| 25 | 56AA40490 | SHAFT STOPPER 4 | | C | 1 | |
| 26 | A797892400 | Ground Spring | | D | 1 | |
| 27 | A797892500 | Ground Contact /Lower | | D | 1 | |
| 28 | A797890300 | Roller | | C | 1 | |
| 29 | 4004590301 | ROLL | | C | 2 | |
| 30 | A797892900 | Cushion /C | | C | 2 | |
| | | | | | | |
| | | | | | | |
| | | | | | | |
| | | | | | | |
| | | | | | | |

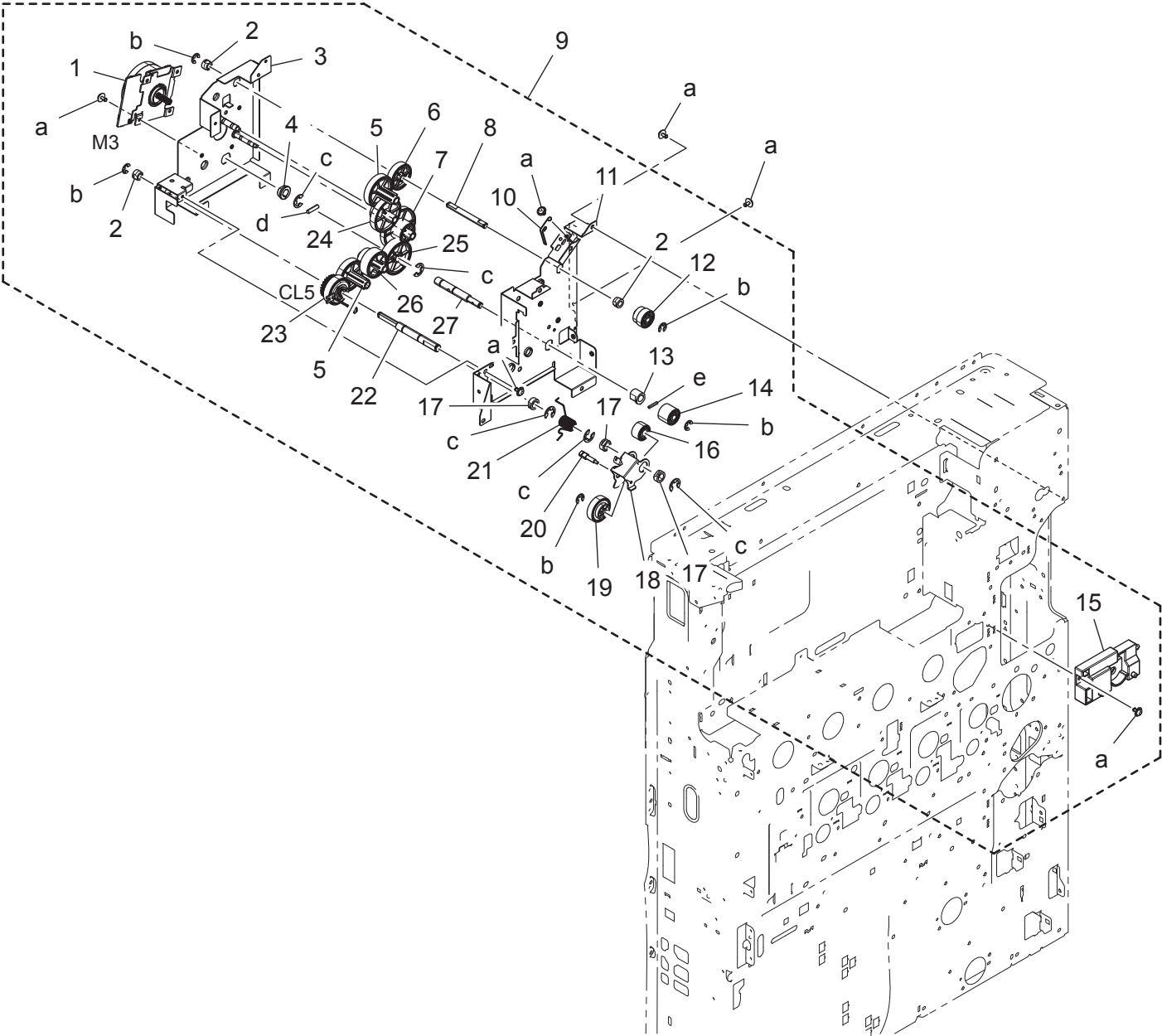
DRIVE SECTION



DRIVE SECTION

| Key | Part No. | Description | Destinations | Class | QTY | Standard parts |
|-----|------------|------------------------|--------------|-------|-----|--|
| 1 | A797N11400 | Toner Drive harness /3 | | D | 1 | a-V145030803 b-V127030604 c-V153031004 d-V217040001 |
| 2 | A7PUM10700 | Stepping motor | | C | 1 | |
| 3 | A797240100 | Holder | | D | 1 | |
| 4 | A797240300 | Gear 100T | | C | 2 | |
| 5 | A797241001 | Coupling | | C | 2 | |
| 6 | A797240900 | Gear 15T | | C | 2 | |
| 7 | A797240500 | Gear 50T | | C | 1 | |
| 8 | A797240600 | Gear 74T | | C | 4 | |
| 9 | A797240400 | Gear 30/67T | | C | 2 | |
| 10 | A161240700 | Joint | | C | 4 | |
| 11 | 4038541202 | PRESSURE SPRING | | C | 4 | |
| 12 | A797R71300 | TB Drive Assy | | S | 1 | |
| 13 | A797240800 | Gear 20T | | C | 1 | |
| 14 | A797R71500 | Paper Feed Drive Assy | | S | 1 | |
| 15 | A797253500 | Gear 66T | | C | 1 | |
| 16 | A797259800 | Gear 21/41T | | C | 1 | |
| 17 | A797221000 | Holding | | D | 1 | |
| 18 | A797253100 | Gear 32T | | C | 1 | |
| 19 | A797220700 | Gear 24/29T | | C | 1 | |
| 20 | A797253200 | Gear 44T | | C | 1 | |
| 21 | A797220100 | Gear 23/29T | | C | 1 | |
| 22 | A797253600 | Gear 31T | | C | 1 | |
| 23 | A797221100 | Hold Plate | | D | 1 | |
| 24 | A797254000 | Gear 18T | | C | 1 | |
| 25 | A797R71100 | Main Drive Assy | | C | 1 | |
| 26 | A7PUM10100 | Brushless motor /30 | | I | 2 | |
| | | | | | | |
| | | | | | | |
| | | | | | | |
| | | | | | | |
| | | | | | | |
| | | | | | | |

DRIVE SECTION

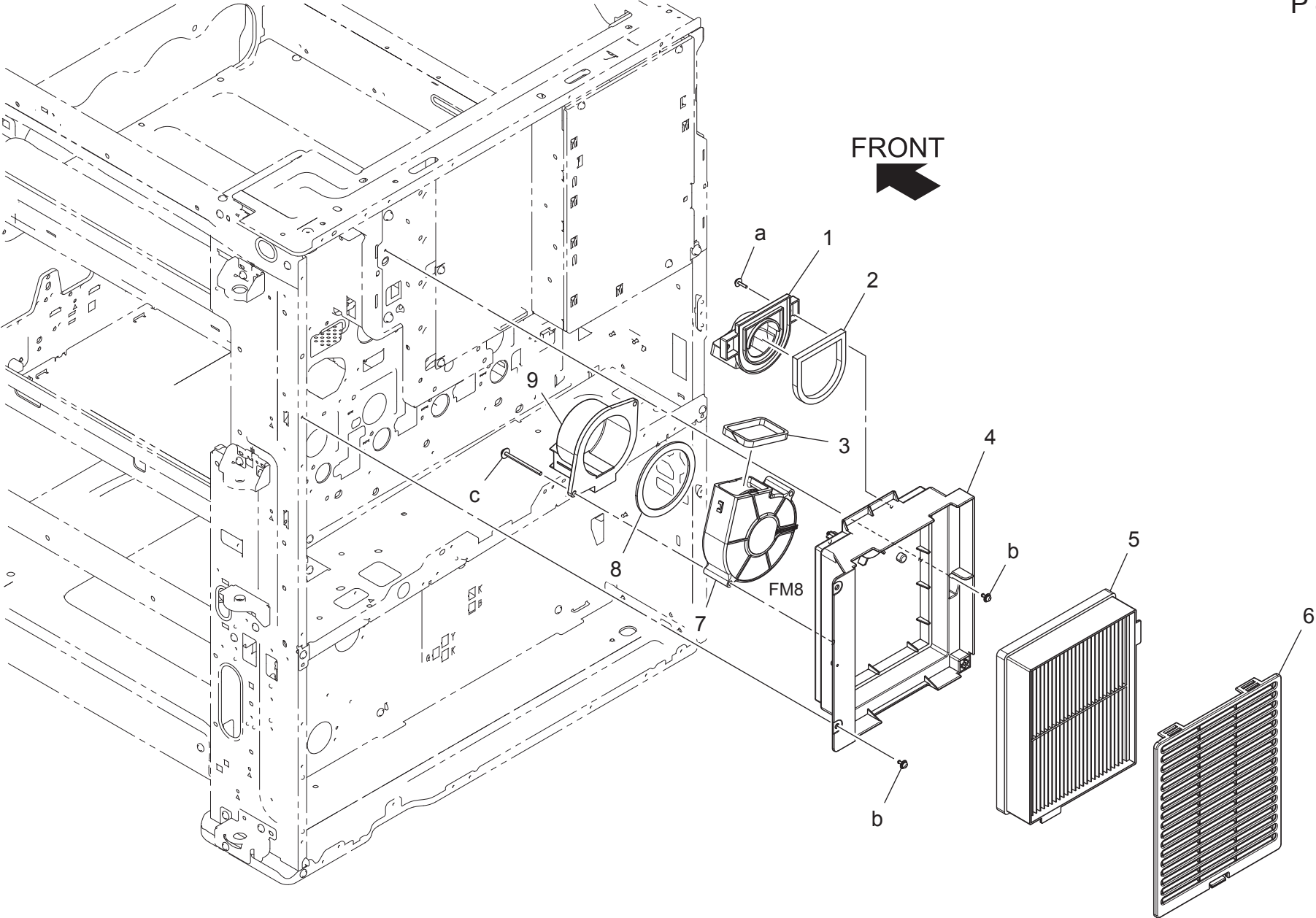


DRIVE SECTION

[illegible]

OZONE DUCT SECTION

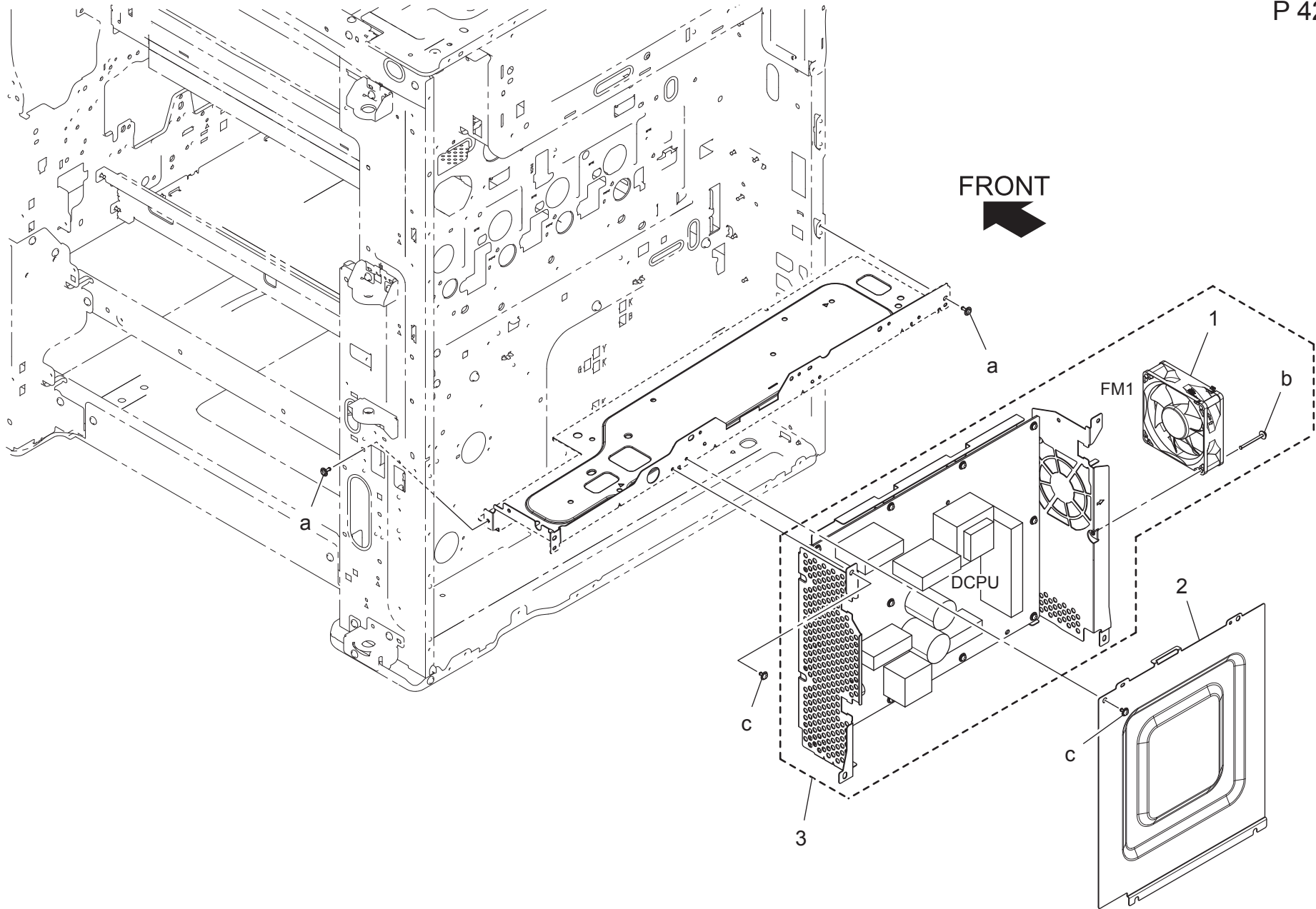
P 41



OZONE DUCT SECTION

| Key | Part No. | Description | Destinations | Class | QTY | Standard parts |
|-----|------------|--------------|--------------|-------|-----|--|
| 1 | A797150300 | Duct /2 | | D | 1 | a-V153031004 b-V125030803 c-V153044503 |
| 2 | A797150500 | Sealing Part | | C | 1 | |
| 3 | A7PU143300 | Seal | | C | 1 | |
| 4 | A797150400 | Duct /3 | | D | 1 | |
| 5 | A797152100 | Filter | | C | 1 | |
| 6 | A797150600 | Cover | | C | 1 | |
| 7 | 9313100072 | FAN MOTOR | | C | 1 | |
| 8 | A02E117300 | Seal | | C | 1 | |
| 9 | A797150100 | Duct /1 | | D | 1 | |
| | | | | | | |
| | | | | | | |
| | | | | | | |
| | | | | | | |
| | | | | | | |
| | | | | | | |
| | | | | | | |
| | | | | | | |
| | | | | | | |
| | | | | | | |

MAIN POWER SUPPLY SECTION



MAIN POWER SUPPLY SECTION

| Key | Part No. | Description | | Destinations | Class | QTY | Standard parts |
|-----|------------|-----------------------------|--------------------------------|--------------|-------|-----|--|
| 1 | 4139M10000 | FAN MOTOR | ファンモータ | | B | 1 | a-V144030803 b-V116033003 c-V127030604 |
| 2 | A797166300 | Mounting Plate | 取付板 | | D | 1 | |
| 3 | A797R70900 | Power supply Assy /220-240V | 低圧電源 A s s y / 2 2 0 - 2 4 0 V | | I | 1 | |
| | | | | | | | |
| | | | | | | | |
| | | | | | | | |
| | | | | | | | |
| | | | | | | | |
| | | | | | | | |
| | | | | | | | |
| | | | | | | | |

FRONT ←

See P8-6

See P46-3

See P22-3

See P4-17

Labels: 1, 2, 3, 4, 5, 6, 7, 8, 9, 10, 11, 12, 13, 14, 15, 16, 17, 18, 19, 20, 21, 22, 23, 24, 25, 26, 27, 28, 29, 30, 31, 32

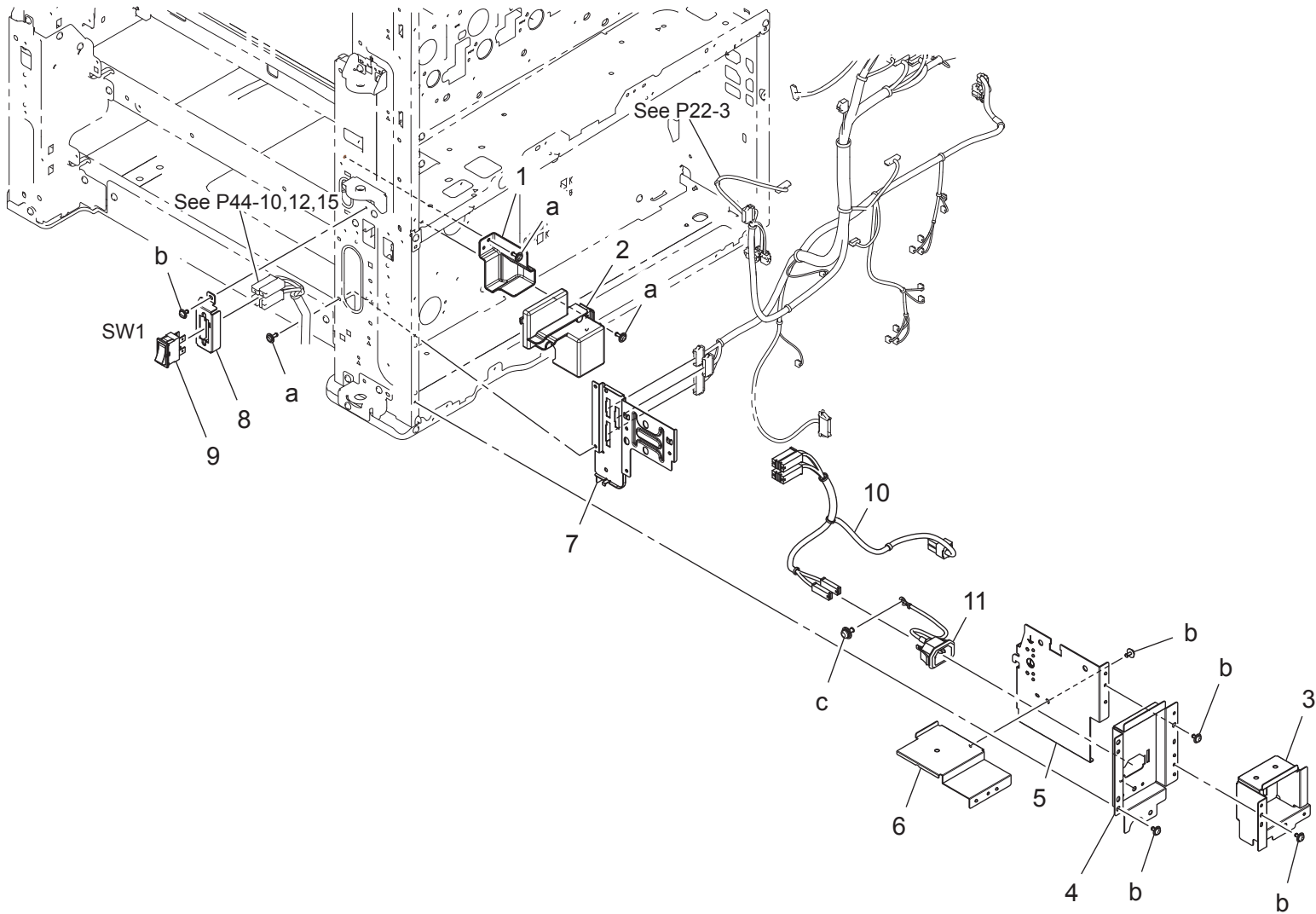
Labels: a, b, c, d, e, f

Labels: PS39, eMMC, MFPB, EEPROM/1, EEPROM/2, SATA6, HDD

ELECTRICAL COMPONENTS

| Key | Part No. | Description | Destinations | Class | QTY | Standard parts |
|-----|------------|------------------------------|-------------------------|-------|-----|----------------|
| 1 | A797102600 | Ground Plate | アース板 | D | 1 | a-V144030803 |
| 2 | A797137800 | Guide | ガイド | D | 1 | b-V127030604 |
| 3 | A5C1M50100 | Photointerrupter | 透過型センサ | B | 1 | c-V116040803 |
| 4 | A797137400 | Guide | ガイド | D | 1 | d-V125030803 |
| 5 | A797135200 | Mounting Plate | 取付板 | D | 1 | e-V111030603 |
| 6 | A797N11300 | Connecting Detection harness | 連結検知束線 | D | 1 | f-V116033003 |
| 7 | A797137500 | Mounting Plate | 取付板 | D | 1 | |
| 8 | A797137900 | Seal | シール | C | 4 | |
| 9 | A797H02103 | PWB Assembly(PWB-MFP ASSY) | 基板 ASSY (PWB-MFP ASSY) | I | 1 | |
| 10 | A797137101 | Mounting Plate | 取付板 | D | 1 | |
| 11 | A797137000 | Mounting Plate | 取付板 | D | 1 | |
| 12 | A161137600 | Shoulder screw | 段ねじ (SSD) | D | 1 | |
| 13 | A7AHH02S02 | PWB Assmby(PWB-SATA) | 基板 ASSY (PWB-SATA ASSY) | I | 1 | |
| 14 | A797137201 | Cover | カバー | D | 1 | |
| 15 | A4EU138000 | Support Rubber | 支持ゴム | D | 4 | |
| 16 | A5C1134200 | Shoulder screw | 段ねじ (HDD) | D | 4 | |
| 17 | A797139000 | Mounting Plate | 取付板 | D | 1 | |
| 18 | A5C1134111 | Spacer | スペーサ (HDD) | D | 4 | |
| 19 | A2X0M72C00 | HDD | HDD | I | 1 | |
| 20 | A7AHN15100 | Signal Cable | 信号ケーブル / SATA | D | 1 | |
| 21 | A161N15J00 | Power source Cable | 電源ケーブル (SATA CABLE) | C | 1 | |
| 22 | A797135000 | Mounting Plate | 取付板 | D | 1 | |
| 23 | A797N10B00 | Power source Wiring | 電源束線 | D | 1 | |
| 24 | 4556M10000 | FAN MOTOR | ファンモータ | B | 1 | |
| 25 | A797138800 | Seal | シール | D | 1 | |
| 26 | A3EWM90300 | Ferritecore | フェライトコア | D | 1 | |
| 27 | V864800107 | EEPROM (2 pieces) | EEPROM (2個セット) | D | 2 | |
| 28 | A7AHN15A00 | Harness /Control | 制御束線 / CSRC | D | 1 | |
| 29 | A7AH131300 | Screw | ねじ (CSRC) | C | 2 | |
| 30 | A797M90100 | Gasket /2 | ガスケット / 2 | D | 1 | |
| 31 | A7PUM92600 | Gasket | ガスケット | D | 1 | |
| 32 | A797M90200 | Gasket /3 | ガスケット / 3 | D | 2 | |
| | | | | | | |
| | | | | | | |
| | | | | | | |
| | | | | | | |
| | | | | | | |

FRONT
➔



ELECTRICAL COMPONENTS

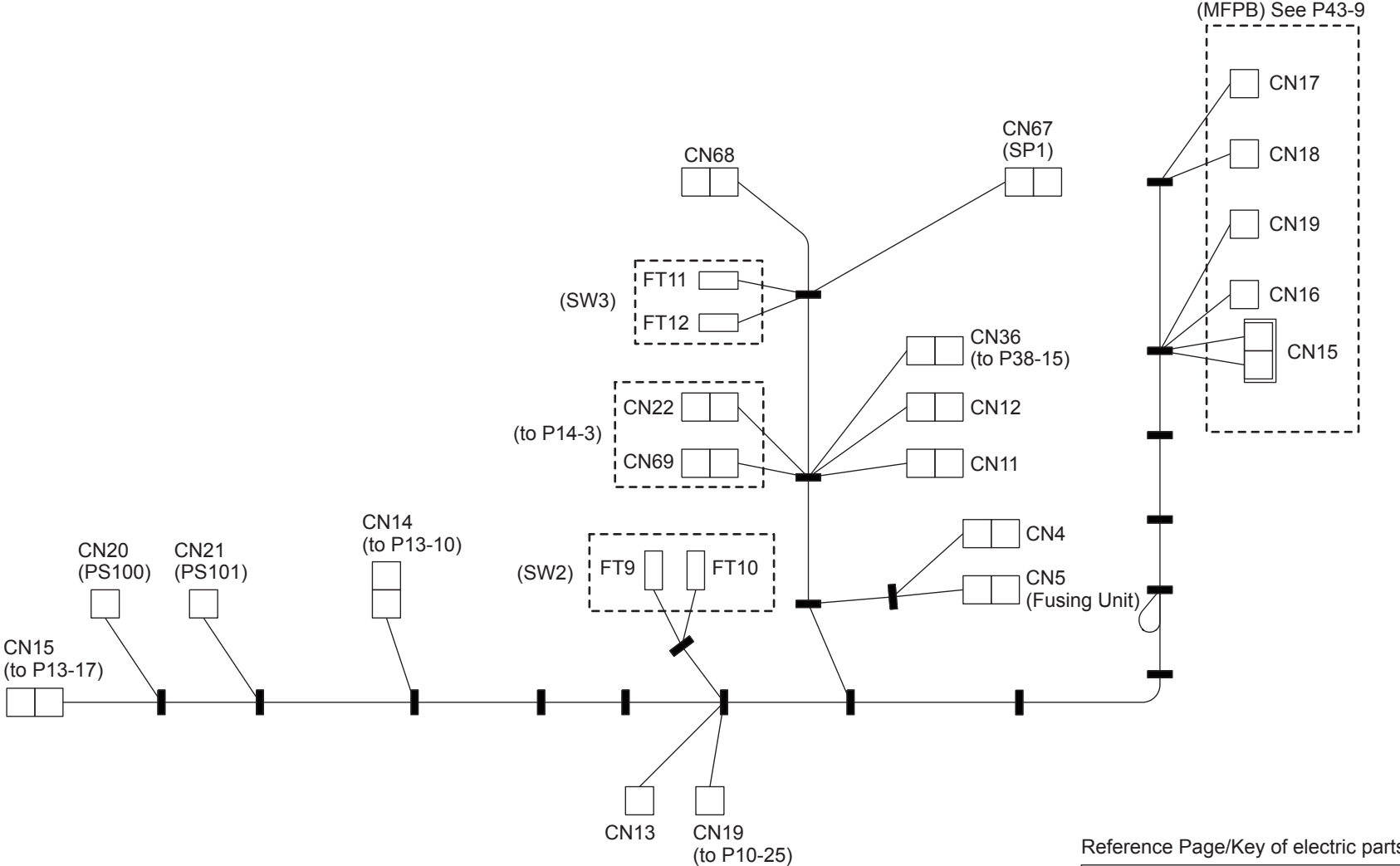
Page. 44

| Key | Part No. | Description | Destinations | Class | QTY | Standard parts |
|-----|------------|---------------------|--------------|-------|-----|--|
| 1 | A797132900 | Wiring Cover | | D | 1 | a-V144030803 b-V127030604 c-V116040803 |
| 2 | A797132500 | Cover | | D | 1 | |
| 3 | A797132700 | Mounting Plate | | D | 1 | |
| 4 | A797132100 | Mounting Plate | | D | 1 | |
| 5 | A797132200 | Guide Plate | | D | 1 | |
| 6 | A797132600 | Mounting Plate | | D | 1 | |
| 7 | A797132400 | Mounting Plate | | D | 1 | |
| 8 | A797132000 | Mounting Plate | | D | 1 | |
| 9 | 4038M60000 | SEESAW-SWITCH | | C | 1 | |
| 10 | A797N10200 | AC Wiring /230V | | D | 1 | |
| 11 | A02EN12513 | Power supply Wiring | | D | 1 | |
| | | | | | | |
| | | | | | | |
| | | | | | | |
| | | | | | | |
| | | | | | | |
| | | | | | | |
| | | | | | | |
| | | | | | | |
| | | | | | | |

WIRING

1

P 45



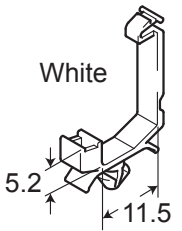
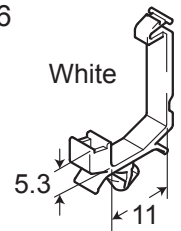
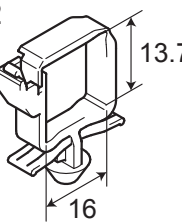
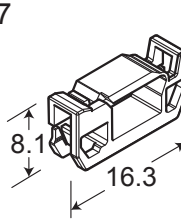
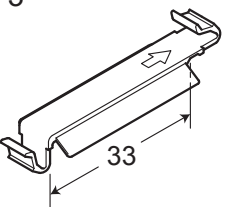
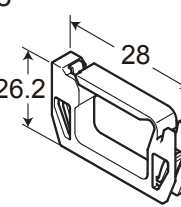
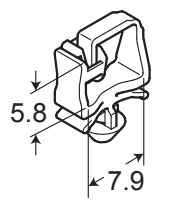
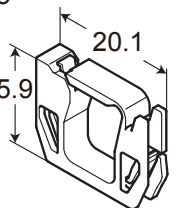
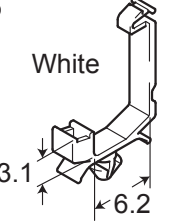
Reference Page/Key of electric parts

| | |
|--------------|--------------------|
| MFPB: P43-9 | SW3: P3-3 |
| PS101: P3-16 | SW2: P3-3 |
| PS100: P3-17 | Fusing Unit: P36-1 |
| SP1: P3-2 | |

| Key | Part No. | Description | | Destinations | Class | QTY | Standard parts |
|-----|------------|---------------------|--------|--------------|-------|-----|----------------|
| 1 | A798N10C00 | Main body Wiring /2 | 本体束線／2 | | D | 1 | |
| | | | | | | | |
| | | | | | | | |
| | | | | | | | |
| | | | | | | | |
| | | | | | | | |
| | | | | | | | |
| | | | | | | | |
| | | | | | | | |
| | | | | | | | |
| | | | | | | | |

WIRING ACCESSORIES AND JIGS

P 46

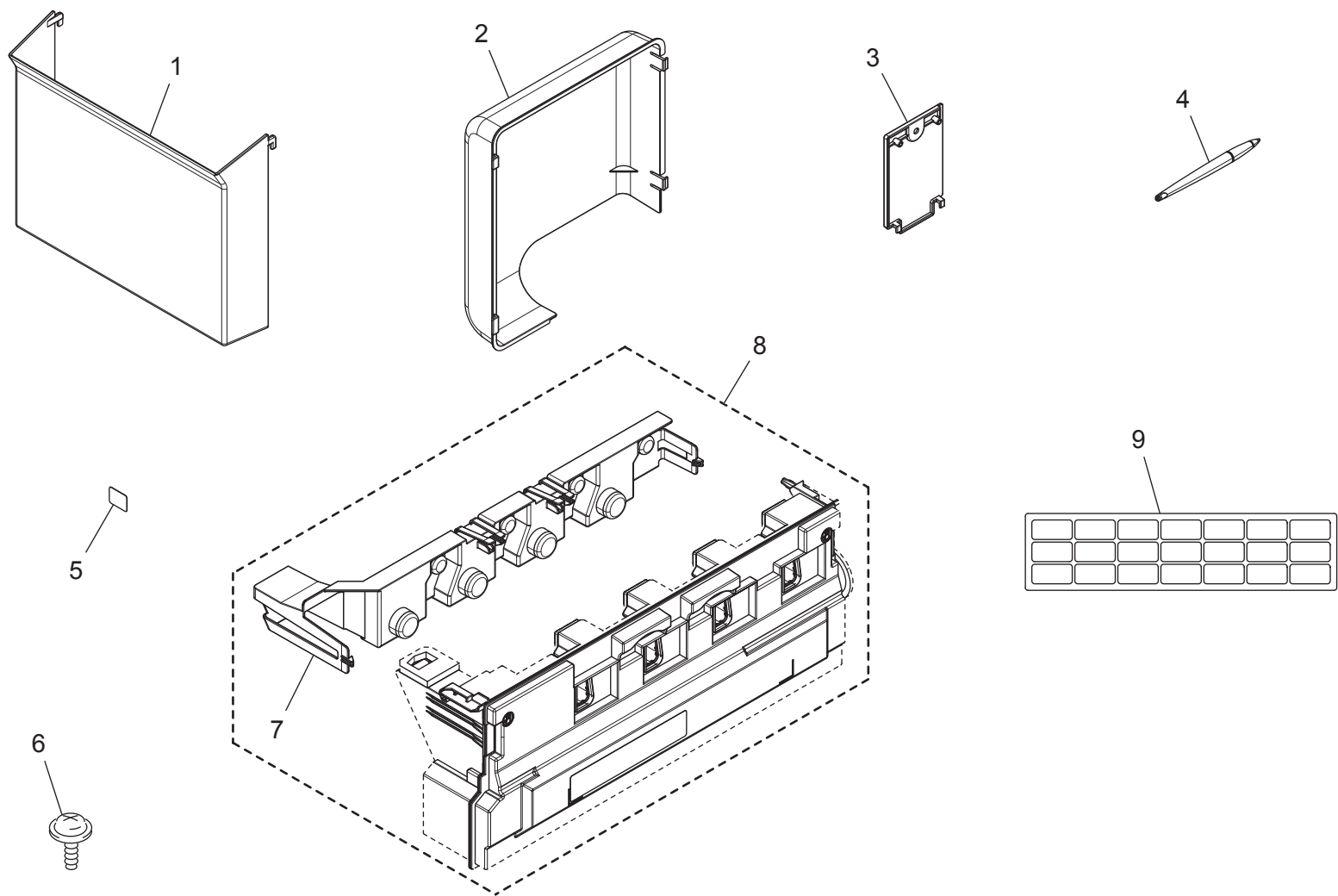
| | | | | | | | |
|---|---|----|----|----|----|----|----|
| <p>1</p> <p>White</p>  | <p>6</p> <p>White</p>  | 11 | 16 | 21 | 26 | 31 | 36 |
| <p>2</p>  | <p>7</p>  | 12 | 17 | 22 | 27 | 32 | 37 |
| <p>3</p>  | <p>8</p>  | 13 | 18 | 23 | 28 | 33 | 38 |
| <p>4</p>  | <p>9</p>  | 14 | 19 | 24 | 29 | 34 | 39 |
| <p>5</p> <p>White</p>  | 10 | 15 | 20 | 25 | 30 | 35 | 40 |

WIRING ACCESSORIES AND JIGS

[illegible]

ACCESSORY PARTS

P 47



ACCESSORY PARTS

Page. 47

| Key | Part No. | Description | | Destinations | Class | QTY | Standard parts |
|-----|------------|-----------------|------------------|--------------|-------|-----|----------------|
| 1 | A00J169901 | Holder | ホルダ | | C | 1 | |
| 2 | A797152000 | Duct | ダクト | | C | 1 | |
| 3 | A797163400 | Cover | カバー | | C | 1 | |
| 4 | A7AH166700 | Operation Shaft | 操作軸 | | C | 1 | |
| 5 | A7AH266800 | Seal | シール | | C | 1 | |
| 6 | V153031004 | screw | カップ頭タッピンねじ B タイト | | V | 1 | |
| 7 | A161362000 | Cover | 蓋 | | C | 1 | |
| 8 | A8JJWY1 | WASTE TONER BOX | 廃棄トナーボックス | | A | 1 | |
| 9 | A7AH942000 | Label Metric | ラベル メトリック | | C | 1 | |
| | | | | | | | |
| | | | | | | | |
| | | | | | | | |
| | | | | | | | |
| | | | | | | | |
| | | | | | | | |
| | | | | | | | |
| | | | | | | | |
| | | | | | | | |
| | | | | | | | |

MAINTENANCE LIST

1/1

● The items with no Page/Key numbers are not handled as spare parts.

| No. | Section | PM Parts Description | Maintenance Cycle (K=1,000) | | Parts No. | Destinations | Page/Key | Note |
|-----|------------------------|---|-----------------------------|---------|------------|--------------|----------|--------|
| | | | QTY | Replace | | | | |
| 1 | Paper feed section | Tray 1 pick-up roller | 1 | 300k | A5C1562200 | | P17-14 | *2, *4 |
| 2 | | Tray 1 feed roller | 1 | 300k | A00J563600 | | P17-12 | *2, *4 |
| 3 | | Tray 1 separation roller | 1 | 300k | A00J563600 | | P18-10 | *2, *4 |
| 4 | | Tray 2 pick-up roller | 1 | 300k | A5C1562200 | | P19-20 | *2, *4 |
| 5 | | Tray 2 feed roller | 1 | 300k | A00J563600 | | P19-18 | *2, *4 |
| 6 | | Tray 2 separation roller | 1 | 300k | A00J563600 | | P20-10 | *2, *4 |
| 7 | | Manual bypass tray feed roller | 1 | 200k | A00F623201 | | P32-7 | *2, *4 |
| 8 | | Manual bypass tray separation roller assy | 1 | 200k | 4658015106 | | P33-19 | *2, *4 |
| 9 | Processing section | Toner cartridge/Y,M,C *1 | 1 | 21k | - | | | *3 |
| 10 | | Toner cartridge/K *1 | 1 | 24k | - | | | *3 |
| 11 | | Drum unit/K *1 | 1 | 80k | - | | | *3 |
| 12 | | Developing unit/K | 1 | 600k | - | | | *3 |
| 13 | | Imaging unit/Y,M,C | 1 | 70k | - | | | *3 |
| 14 | | Waste toner box *1 | 1 | 22k | A8JJWY1 | | P47-8 | *3, *6 |
| 15 | Image transfer section | Transfer belt unit | 1 | 250k | A797R70011 | | P15-1 | *3 |
| 16 | | Transfer roller unit | 1 | 250k | A797R71800 | | P27-1 | *3, *5 |
| 17 | Fusing section | Fusing unit | 1 | 500k | A797R70300 | | P36-1 | *3 |

*1: The parts can be replaced either by user or service engineer.

*2: Actual durable cycle (life counter value)

*3: Field standard yield

*4: Replace those three parts at the same time.

*5: The transfer roller unit is furnished with the transfer belt unit (A797 R700) so that all of them are replaced at same time.

*6: A waste toner full condition is detected with detecting the actual waste toner emissions.

メンテナンスリスト

1/1

● ページ / キーナンバーのないものは、アフターサービス部品ではありません。

| No. | 区分 | PM 部品名称 | サイクル (K=1,000) | | 部品番号 | 仕向地 | 頁 / キー | 備考 |
|-----|-------|----------------------|----------------|------|------------|-----|--------|--------|
| | | | 員数 | 交換 | | | | |
| 1 | 給紙部 | トレイ1 ピックアップローラー | 1 | 300k | A5C1562200 | | P17-14 | *2, *4 |
| 2 | | トレイ1 給紙ローラー | 1 | 300k | A00J563600 | | P17-12 | *2, *4 |
| 3 | | トレイ1 分離ローラー | 1 | 300k | A00J563600 | | P18-10 | *2, *4 |
| 4 | | トレイ2 ピックアップローラー | 1 | 300k | A5C1562200 | | P19-20 | *2, *4 |
| 5 | | トレイ2 給紙ローラー | 1 | 300k | A00J563600 | | P19-18 | *2, *4 |
| 6 | | トレイ2 分離ローラー | 1 | 300k | A00J563600 | | P20-10 | *2, *4 |
| 7 | | 手差しトレイ給紙ローラー | 1 | 200k | A00F623201 | | P32-7 | *2, *4 |
| 8 | | 手差しトレイ分離ローラー Assy | 1 | 200k | 4658015106 | | P33-19 | *2, *4 |
| 9 | プロセス部 | トナーカートリッジ / Y,M,C *1 | 1 | 21k | - | | | *3 |
| 10 | | トナーカートリッジ / K *1 | 1 | 24k | - | | | *3 |
| 11 | | ドラムユニット / K *1 | 1 | 80k | - | | | *3 |
| 12 | | 現像ユニット / K | 1 | 600k | - | | | *3 |
| 13 | | イメージングユニット / Y,M,C | 1 | 70k | - | | | *3 |
| 14 | | 廃棄トナーボックス *1 | 1 | 22k | A8JJWY1 | | P47-8 | *3, *6 |
| 15 | 転写部 | 転写ベルトユニット | 1 | 250k | A797R70011 | | P15-1 | *3 |
| 16 | | 転写ローラーユニット | 1 | 250k | A797R71800 | | P27-1 | *3, *5 |
| 17 | 定着部 | 定着ユニット | 1 | 500k | A797R70300 | | P36-1 | *3 |

*1: ユーザー / サービス交換の選択が可能。

*2: ライフカウンター値

*3: 市場標準印刷枚数値

*4: 同時交換のこと

*5: 転写ベルトユニット (A797 R700) に同梱されており、同時交換する。

*6: 廃棄トナーフル検知は、実際の廃棄トナー充填量を検知して行う。

DESTINATION

| Destination No. | | Destinations | | V | Hz | Model No. |
|-----------------|----|--|---|---------|-------|-----------|
| A | A1 | JAPAN | | 100 | 50/60 | |
| | A2 | JAPAN | | 200 | 50/60 | |
| B | | USA, CANADA | | 120 | 60 | |
| C | | EUROPEAN TYPE | | 220-240 | 50/60 | A79812A |
| D | D1 | S.E ASIA TYPE | THAILAND, SRI LANKA, SINGAPORE, MALAYSIA, HONG KONG, PAKISTAN, INDIA, BANGLADESH, INDONESIA | 220-240 | 50/60 | |
| | D3 | OCEANIA TYPE | AUSTRALIA, NEW ZEALAND | 220-240 | 50/60 | |
| E | | PHILIPPINES | | 220-240 | 50/60 | |
| F | F1 | SAUDI ARABIA | | 127 | 60 | |
| | F2 | SAUDI ARABIA | | 220-240 | 50/60 | |
| G | G1 | C.S AMERICA | | 220-240 | 50/60 | A79812A |
| | G2 | C.S AMERICA | | 120 | 60 | |
| H | | TAIWAN | | 110 | 60 | |
| I | | JORDAN, LEBANON, SYRIA, SOUTH AFRICA, IRAQ, IRAN, N.YEMEN, CAMEROON, UAE, BAHRAIN, OMAN, QATAR, KUWAIT, KENYA, TUNISIA, IVORY COAST, MOROCCO | | 220-240 | 50/60 | A79812A |
| J | | CHINA | | 220-240 | 50/60 | |
| K | | KOREA | | 220-240 | 50/60 | |